
An Information Report

***Characteristics
of Federal Grant-in-Aid Programs
to State and Local Governments
Grants Funded FY 1995***



Advisory Commission
on Intergovernmental Relations

M-195

June 1995

Members
Advisory Commission on Intergovernmental Relations
June 1995

Private Citizens

Mary Ellen Joyce, Arlington, Virginia
Richard P. Nathan, Albany, New York
William F. Winter, *Chairman*, Jackson, Mississippi

Members of the U.S. Senate

Byron L. Dorgan, North Dakota
Bob Graham, Florida
Dirk Kempthorne, Idaho

Members of the U.S. House of Representatives

James P. Moran, Virginia
Donald M. Payne, New Jersey
Vacancy

Officers of the Executive Branch, U.S. Government

Carol M. Browner, Administrator, Environmental Protection Agency
Marcia L. Hale, Assistant to the President and Director of Intergovernmental Affairs
Richard W. Riley, Secretary of Education

Governors

Arne H. Carlson, Minnesota
Howard Dean, Vermont
Michael O. Leavitt, Utah
Robert J. Miller, Nevada

Mayors

Victor H. Ashe, Knoxville, Tennessee
Robert M. Isaac, Colorado Springs, Colorado
Edward G. Rendell, Philadelphia, Pennsylvania
Bruce Todd, Austin, Texas

Members of State Legislatures

Paul Bud Burke, President, Kansas Senate
Art Hamilton, Minority Leader, Arizona House of Representatives
Samuel B. Nunez, Jr., President, Louisiana Senate

Elected County Officials

Randall Franke, Marion County, Oregon, Commissioner
Gloria Molina, Los Angeles County, California, Board of Supervisors
John H. Stroger Jr., Cook County, Illinois, Commission

An Information Report

***Characteristics
of Federal Grant-in-Aid Programs
to State and Local Governments
Grants Funded FY 1995***

Advisory Commission
on Intergovernmental Relations

M-195

June 1995

U.S. Advisory Commission on Intergovernmental Relations
800 K Street, NW, Suite 450 South Building
Washington, DC 20575
Phone: (202) 653-5540
Fax: (202) 653-5429

EXECUTIVE SUMMARY

This FY 1995 update of ACIR's biennial report on the characteristics of the federal grant system includes all programs funded and available to state and local governments as of January 1, 1995. It also identifies major changes in the basic features of the grants and the grant system.

The total number of federal grants to state and local governments increased from 594 to 634 between 1993 and 1995, and grant outlays rose 18 percent, from \$194 billion to \$228 billion. The entire growth between 1993 and 1995 was in categorical grants—from 578 to 618, with the largest numbers of new grants in natural resources and environment (10), income security (8), and health (7).

We now have the largest number of categorical grant programs in history. Of the \$22.8 billion in federal grant funds, 89 percent flows through categoricals. Of the programs created between FY 1993 and FY 1995, more than two-thirds are funded at less than \$10 million. Only three new programs had over \$100 million; two programs had over \$50 million; and 15 programs were funded at between \$10 million and \$50 million.

Continuing a recent trend, Medicaid growth was a principal cause of the outlay increase, rising 17 percent from \$75.8 billion to \$88.4 billion (estimated). However, the disaster assistance programs of the Federal Emergency Management Agency registered the largest proportionate increase, 108 percent, from \$1.8 billion to \$3.8 billion (estimated).

There were no block grants added for FY 1995. The number has remained at 15 since FY 1992. For FY 1996, however, the prospects are for a major shift toward consolidating categorical grants and vastly increasing the funding delivered by blocks. President Clinton's FY 1996 budget proposes combining 271 existing categoricals into 27 new "performance partnership" programs.

In addition, the Congress is considering other block grant proposals, such as 70 welfare, child care, and child protection programs in a new welfare reform package; and block grants for local government to replace several law enforcement and crime prevention programs created by the 1994 crime bill, food and nutrition, and training and education.

This year, 35 programs listed are exclusively for Indian tribes. In addition, the main listing of grants identifies 5 block and 113 categorical grants for which tribes are eligible with states and localities.

ACKNOWLEDGMENTS

This is the eighth update of ACIR's *Characteristics of Federal Grant-in-Aid Programs to State and Local Governments* since the first report was published in 1975. This update covers congressional action from January 1, 1993, through December 31, 1994. It provides a snapshot of the scope and principal features of federal grant programs as of Fiscal Year 1995, and comments on major trends in categorical and block grants.

The report was prepared by Albert J. Richter, former senior analyst, with the assistance of Stephanie E. Richardson of the Commission staff. Joan A. Casey edited the report.

William E. Davis III
Executive Director

Bruce D. McDowell
Director, Government Policy Research

CONTENTS

Introduction	1
Grant Programs in 1995	3
Grant Outlays	7
Categorical Grants: Major Features and Trends	11
Formula-Based vs. Project Grants	14
The Changing Functional Mix	14
Other Trends	19
Block Grants: Recent Trends and Prospects	19
Grants to Indian Tribes	22
Methodology	26
Data Included	29
Key to Listing	31
Federal Grants-in-Aid Funded FY 1995	34
Exhibits, Figures, and Tables	
<i>Exhibit 1</i> —Categorical Grant Programs Added for FY 1995	4
<i>Exhibit 2</i> —Categorical Grant Programs Deleted for FY 1995	6
<i>Figure 1</i> —Block Grants in Effect, 1966-1995	8
<i>Figure 2</i> —Grant Outlays, by Type, Selected Fiscal Years, 1975-1995 (current dollars)	9
<i>Figure 3</i> —Grant Outlays, by Type, Selected Fiscal Years, 1975-1995 (constant dollars 1987=100)	10
<i>Figure 4</i> —Federal Outlays for Grants to States and Localities, Percentage Distribution by Function, FY 1989, FY 1993, and FY 1995	13
<i>Figure 5</i> —Number of Categorical Formula-Based and Project Grants Available to State and Local Governments, Selected Fiscal Years, 1975-1995	15
<i>Table 1</i> —Federal Categorical and Block Grant Programs, Selected Fiscal Years, 1975-1995, Number and Outlays (current dollars in billions)	3

<i>Table 2</i> —Outlays for General Purpose, Broad-Based, and Other Grants, Selected Fiscal Years, 1975-1995	7
<i>Table 3</i> —Federal Outlays for Grants to States and Localities, FY 1989, FY 1993, FY 1995	12
<i>Table 4</i> —Number of Categorical Grants, by Type, Selected Fiscal Years, 1975-1995	14
<i>Table 5</i> —Number of Grant Programs, by Budget Subfunction and Grant Type, FY 1989, 1993, and 1995	16
<i>Table 6</i> —Number of Categorical Grant Programs, by Grant Type, Existence of Non-Federal Match, and Eligible Recipients, FY 1989, 1993, and 1995	18
<i>Table 7</i> —Number of Grant Programs, by Type and Administering Agency, FY 1989, 1993, and 1995	20
<i>Table 8</i> —Number of Categorical Grant Programs by Eligible Recipients, Selected Fiscal Years, 1975-1995	21
<i>Table 9</i> —Federal Grants-in-Aid Exclusively or Primarily for Indian Tribes, FY 1995	23

INTRODUCTION

As part of its multivolume report on the intergovernmental grant system in 1975, the Advisory Commission on Intergovernmental Relations (ACIR) identified, counted, and examined the characteristics of federal categorical grant-in-aid programs to state and local governments. Although there had been earlier compilations of federal assistance programs, ACIR was the first to focus exclusively on categorical grants and portray an accurate picture of the federal grant system.

ACIR updated the report at regular intervals (1978, 1981, 1984, 1987, 1989, 1991, and 1993). The later reports were broadened to list and describe the characteristics of block grants and General Revenue Sharing. This FY 1995 update includes all the federal grant programs funded and available to state and local governments as of January 1, 1995. It also identifies major changes in the basic features of the grants system.

Federal grants-in-aid to state and local governments have changed dramatically in type, number, dollar amount, and other characteristics since 1966. Until then, all federal grants were for narrow categorical programs with specific purposes and tight federal spending requirements. In 1966, the first block grant was enacted to authorize a broader range of spending by state and local governments, providing greater latitude for decisionmaking by states and localities.

The number of block grants grew to 15 in 1995. For the most part, the growth has been gradual, with the exception of a sharp increase from 6 to 12 between 1981 and 1984. This surge was largely the result of the *1981 Omnibus Budget Reconciliation Act*, which consolidated 77 categorical programs into new or revised block grants. Since then, a net of only 3 blocks has been added, with no change in the last 3 years.

There have been significant changes in the amount of grant outlays from FY 1975 to FY 1995. More than 70 percent of the money in the grant system has been distributed through categorical programs, but block grants have carved out a 10-15 percent portion. In general, about three-fourths of all grant aid is distributed by formulas, with the rest distributed on a dis-

cretionary basis by federal agencies. Medicaid, the largest formula program, accounts for about 39 percent of all grant outlays.

Comparing categorical grants in FY 1993 and FY 1995 by function (Table 5), the largest net number of new grants (Exhibit 1) were natural resources and environment (10), income security (8), and health (7). In the natural resources and environment group, seven new programs were for pollution control and abatement. Several of the new health programs dealt with substance abuse, mental health, and women and children's concerns. The new income security programs featured housing assistance, nutrition, and refugee and entrant assistance.

The grants dropped between 1993 and 1995 were spread over a variety of activities, with more than one each in asbestos hazards, the homeless, and substance abuse.

The grant system was simplified in the 1970s and early 1980s, giving states and localities more discretion in the use of funds. Grant consolidation spurted in the early 1980s but has shown little movement since then, although it is often mentioned in connection with proposals for the federal government to devolve more responsibility to the states.

Categorical programs remain the main focus of federal grant-in-aid expansion. Project grants continue to show the greatest growth among the categoricals and constitute the highest percentage of such grants.

General Revenue Sharing funds that could be spent with virtually no restrictions were distributed by statutory formula to state governments from 1972 to 1981 and to local governments from 1972 to 1986. Revenue Sharing declined from 15.9 percent of total outlays in 1973 to 4.6 percent in 1986.

GRANT PROGRAMS IN 1995

The number of federal grants to state and local governments increased from 593 to 633 between 1993 to 1995, continuing the upward trend of the past decade. The entire growth was in categorical grants—from 578 to 618, an increase of 40. No block grants were added.

Categorical grants provide aid for specific narrowly defined activities. *Block grants* are for broad functional areas, and the funds may be used at the recipients' discretion.

We now have the largest number of categorical grant programs in history. Of the \$22.8 billion in federal grant funds, 89 percent flows through categoricals. Of the programs created between FY 1993 and FY 1995, more than two-thirds are funded at less than \$10 million. Only three new programs had over \$100 million; two programs had over \$50 million; and 15 programs were funded at between \$10 million and \$50 million.

The numbers of funded federal categorical and block grant programs available to state and local governments in selected years from FY 1975 to FY 1995 are shown in Table 1.

The 618 categorical programs funded as of January 1995 mark the largest number since this series was started in FY 1975, when they totaled 422. They rose to 534 in 1981, dropped to 392 between 1981 and 1984,

Table 1
Federal Categorical and Block Grants, Selected Fiscal Years 1975-1995
Number and Outlays (current dollars in billions)

	1975	1978	1981	1984	1987	1989	1991	1993	1995
	No./\$	No./\$	No./\$	No./\$	No./\$	No./\$	No./\$	No./\$	No./\$
Block	5/ 4.6	5/11.5	6/10.0	12/13.0	13/ 13.1	14/ 12.7	14/ 16.4	15/ 20.5	15/ 22.8
Categorical	442/38.2	492/56.8	534/77.9	392/77.8	422/ 93.2	478/106.9	543/133.4	578/171.1	618/202.9
Total	447/42.8	497/68.3	540/87.9	404/90.8	435/106.3	492/119.6	557/149.8	593/191.6	633/225.7

Source: ACIR tabulation based on *Catalog of Federal Domestic Assistance*, United States Code, and federal agency contacts.

Exhibit 1
Categorical Grant Programs Added for FY 1995¹

Budget Subfunction Number	Title	CFDA Number	FY 1995 Estimated Obligations (millions)
051	Procurement Technical Assistance for Business Firms	12.002	\$ 12.0
051	Community Base Reuse Plans	12.612	0.3
051	Growth Management Planning Assistance	12.613	0.2
250	State Memorandum of Agreement Program for Reimbursement of Technical Services	12.113	41.8
251	Financial Assistance Program - Science Education and Technical Information	81.109	60.5
271	Oil Recovery Demonstration	81.107	15.0
302	Cultural Resource Management	15.224	*
302	Recreation Resource Management	15.225	*
303	Wildlife Conservation and Appreciation	15.617	1.8
304	Wellhead Protection Demonstration Projects	66.465	0.1
304	Wastewater Operator Training Grant Program	66.467	2.0
304	Environmental Justice Grants to Small Community Groups	66.604	1.0
304	TSCA Title IV State Lead Grants—Certification of Lead-Based Paint Professionals	66.707	12.0
304	Emergency Planning and Community Right-to-Know Technical Assistance Grants	66.810	1.5
304	Educating Health Professionals Regarding Environmentally Hazardous Substances	93.200	1.5
304	Public Health Assessments and Related Site-Specific Biologic Testing	93.201	8.0
304	Health Activities Recommendation Panel Health Activities; Health Outcome Studies to Hazardous Substances and Adverse Health Effects	93.203 and 93.205	2.0 0.1
304	Surveillance of Hazardous Substance Emergency Events; Surveillance of the Relationship between Hazardous Substance Exposure and Adverse Health Outcomes	93.204 and 92.207	1.0 0.2
304	Health Studies Initiative of Priority Health Conditions	93.206	2.0
306	Unallied Industry Projects	11.452	0.4
306	Hydrologic Research	11.462	0.1
306	Meteorologic and Hydrologic Modernization Development	11.467	3.5
306	Unallied Science Program	11.472	0.3
352	Housing Application Packaging	10.442	
352	Rural Technology Development	10.771	2.0
376	Export Promotion—Market Development Cooperator	11.112	2.5
401	National Recreational Trails Program	20.219	1.6
401	State Planning and Research (Transit)	20.515	8.5
451	Public and Indian Housing—Early Childhood Development	14.860	20.0
451, 452, 506	Empowerment Zones Program	10.772, 14.244, 93.585	*
453	Community Assistance Program—State Support Services Element	83.105	4.3
501	Special Education—Postsecondary Education Programs for Persons with Disabilities	84.078	8.3
501	Christa McAuliffe Fellowships	84.190	2.1
502	State Postsecondary Review	84.267	20.0
502	Teacher Corps	84.270	1.9
502	National Early Intervention Scholarship and Partnership (NEISP)	84.272	3.1
503	National Endowment for Children’s Educational Television (NECET)	11.551	2.5
503	Telecommunications and Information Infrastructure Assistance Program	11.552	64.0
505	Compensation and Working Conditions Data	17.005	7.2
506	Demonstration and Innovation Projects of National Significance in Assistive Technology for Individuals with Disabilities	84.231	0.6
506	Special Programs for the Aging—Title VII, Chapter 6—Allotments for Vulnerable Elder Rights Protection Programs	93.049	2.0
506	Family Preservation and Support Services	93.556	150.0
506	Family Support Center and Gateway Demonstration Program	93.578	7.4
506	State Court Improvement Program	93.586	5.0
550	Residential Treatment Programs for Pregnant and Postpartum Women	93.101	23.5
550	Demonstration Grants for Residential Treatment for Women and Their Children	93.102	27.0
550	Comprehensive Community Mental Health Services for Children with Serious Emotional Disturbances	93.104	35.0

Exhibit 1 (cont.)
Categorical Grant Programs Added for FY 1995 ¹

Budget Subfunction Number	Title	CFDA Number	FY 1995 Estimated Obligations (millions)
550	Linking Community-Based Primary Care, Substance Abuse, HIV/AIDS, and Mental Health Treatment Services	93.109	7.8
550	Substance Abuse Treatment and Recovery Systems for Rural, Remote and Culturally Distinct Populations	93.122	4.0
550	Grants for Technical Assistance Activities Related to the Block Grant for Community Mental Health Services—Mental Health Statistics Improvement Program	93.128	6.4
550	Cooperative Agreements for Addiction Treatment Training Centers	93.131	5.4
550	Managed Care Demonstration Models for SSI Beneficiaries Disabled Due to Addiction to Alcohol and Drugs	93.132	3.0
550	Special Initiatives Trauma Grant Program	93.141	0.3
550	Integrated Community-Based Primary Care and Drug Abuse Treatment Services	93.177	7.8
550	HIV/AIDS Mental Health Services Demonstration Program	93.216	4.1
550	Substance Abuse Treatment Conference Grants	93.218	0.4
550	Junior National Health Service Corps/Junior Health Careers Opportunity Program	93.221	1.0
604	Opportunities for Youth—Youthbuild Program	14.243	48.0
604	Hope for Public and Indian Housing Homeownership	14.858	266.8
604	Public and Indian Housing Family Investment Centers Program	14.861	25.0
604	Lead-Based Paint Hazard Control Program	14.900	142.0
605	WIC Farmers' Market Nutrition Program (FMNP)	10.572	5.5
609	Refugee and Entrant Assistance—Discretionary Grants	93.576	12.3
609	Refugee and Entrant Assistance—Wilson/Fish Programs	93.583	*
609	Refugee and Entrant Assistance—Targeted Assistance	93.584	25.5
751	Weed and Seed Program Fund	16.725	23.5
754	Title V—Delinquency Prevention Program	16.548	20.0
999	Collaborative Research and Development	12.114	4.5
999	Public and Indian Housing—Comprehensive Improvement Assistance Program	14.852	*
999	Public and Indian Housing—Comprehensive Grant Program	14.859	*

¹ Programs listed in FY 1995 but not in FY 1993 were mainly programs enacted by the Congress and funded in the two-year period. In a few cases, the programs had been enacted prior to FY 1993, but were not funded until later. In some cases, the programs added represented a change in the category of assistance shown in the *Catalog of Federal Domestic Assistance* (e.g., from “Direct Payments for Specified Use” or “Provision of Specialized Services” to “Project Grants”) or the type of eligible recipient (e.g., from “public or private organizations” to “state and local governments”).

*Not separately identifiable.

Source: ACIR tabulation based on *Catalog of Federal Domestic Assistance*, United States Code, and federal agency contacts.

Exhibit 2
Categorical Grant Programs Deleted for FY 1995 ¹

Budget Subfunction Number	Title	CFDA Number
053	Technology Integration	81.103
270	Energy Extension Service	81.050
271	Clean Coal Technology Program	81.096
301	Small Reclamation Projects	15.503
302	Cooperative Agreements for Research in Public Lands Management	15.221
302	Recreation and Cultural Resource Management	15.223
304	Asbestos School Hazards Abatement	66.702
304	Enhancement Grants for State Asbestos Programs	66.706
304	State/EPA Data Management Financial Assistance Program	66.925
306	Marine Instrumentation Special Projects	11.466
376	Small Business Development Center	59.037
451	Housing Development Grants	14.174
451	Supplemental Assistance for Facilities to Assist the Homeless	14.236
501	Demonstration Centers for Retraining Dislocated Workers	84.193
501	Technology Education Demonstration	84.230
501	Commercial Drivers Education	84.247
506	Student Community Service Program	72.005
506	Drug Alliance	72.014
550	Community Demonstration Grant Projects for Alcohol and Drug Abuse Treatment of Homeless Individuals	93.152
550	Health Care Services in the Home	93.159
550	State Data Collection—Uniform Alcohol and Drug Abuse Data	93.179
550	Nurse Anesthetist Education	93.916
550	Assistance Program for Chronic Disease Prevention and Control	93.945
751	Fair Housing Initiatives Program (FHIP) Fair Housing Organization Initiative	14.413

¹ Programs listed in FY 1993 but not in FY 1995 were mainly programs that expired, or that the Congress repealed or did not fund for FY 1995. In a few cases, the programs dropped from the listing represented a change in the ACIR classification of type of assistance (e.g., from “Formula Grant” to “Direct Payment for Specified Use”) or eligible recipient (from “State and Local Governments” to “Private Persons”).

Source: ACIR tabulation based on *Catalog of Federal Domestic Assistance, United States Code*, and federal agency contacts.

and since then have gone steadily upward. For FY 1989 to FY 1993, the number of categorical programs rose from 478 to 578, or 21 percent.

The 618 categorical programs for FY 1995 represent an increase of 40, or 7 percent, over the 578 programs for FY 1993. During 1993-94, 64 categorical programs were added and 24 were either abolished or consolidated, or their funding was withheld for FY 1995 (see Exhibits 1 and 2). Most of the new grants were narrowly drawn and small in dollar terms.

Figure 1 traces the history of block grants since the first one, the Partnership for Health Program, was initiated in FY 1966. There have been 15 blocks since FY 1992.

GRANT OUTLAYS

Dollar outlays for grants to state and local governments for selected years from 1975 to 1995 are shown in Table 2 and Figures 2 and 3. They are taken from budget documents of the Office of Management and Budget, supplemented for FY 1995 with estimates from the 1994 *Catalog of Federal Domestic Assistance*. These are the best available fiscal data on grants, although the classifications are slightly different from ACIR's. In

Table 2
Outlays for General Purpose, Broad-Based, and Other Grants, Selected Fiscal Years, 1975-1995
(dollars in billions)

	1975	1978	1981	1984	1987	1989	1991	1993	1995 <i>(est.)</i>
Current Dollars									
General Purpose	7.0	9.6	6.8	6.8	2.1	2.3	2.2	2.1	2.3
Broad-Based (Mostly Blocks)	4.6	11.5	10.0	13.0	13.1	12.7	16.4	20.5	22.8
Other (Categoricals)	38.2	56.8	77.9	77.8	93.2	106.9	133.4	171.1	202.9
Total	49.8	77.9	94.7	97.6	108.4	122.0	152.0	193.7	228.0
Constant Dollars (1987 = 100.0)									
General Purpose	14.2	15.9	8.6	7.5	2.1	2.1	1.9	1.7	1.8
Broad-Based (Mostly Blocks)	9.3	19.1	12.7	14.3	13.1	11.7	13.9	16.6	18.0
Other (Categoricals)	77.6	94.2	98.7	85.5	93.2	98.5	113.2	138.5	160.4
Total	101.2	129.2	120.0	107.3	108.4	112.4	129.0	156.8	180.2
Percent of Total									
General Purpose	14.1	12.3	7.2	7.0	1.9	1.9	1.4	1.1	1.0
Broad-Based	9.2	14.7	10.6	13.3	12.1	10.4	10.8	10.6	10.0
Categoricals	76.7	73.0	82.2	79.7	86.0	87.6	87.8	88.3	89.0
Total	100.0	100.0	100.0	100.0	100.0	100.0	100.0	100.0	100.0

Source: Outlay data for FY 1975-1989 are from U.S. Office of Management and Budget, Office of Budget Analysis, unpublished report, 1991. Outlay data for FY 1993 and FY 1995 (estimated) are from U.S. Office of Management and Budget, *Budget of the United States Government, Fiscal Year 1996*. Constant dollar computation based on GDP Implicit Price Deflator, in *Survey of Current Business*, December 1994.

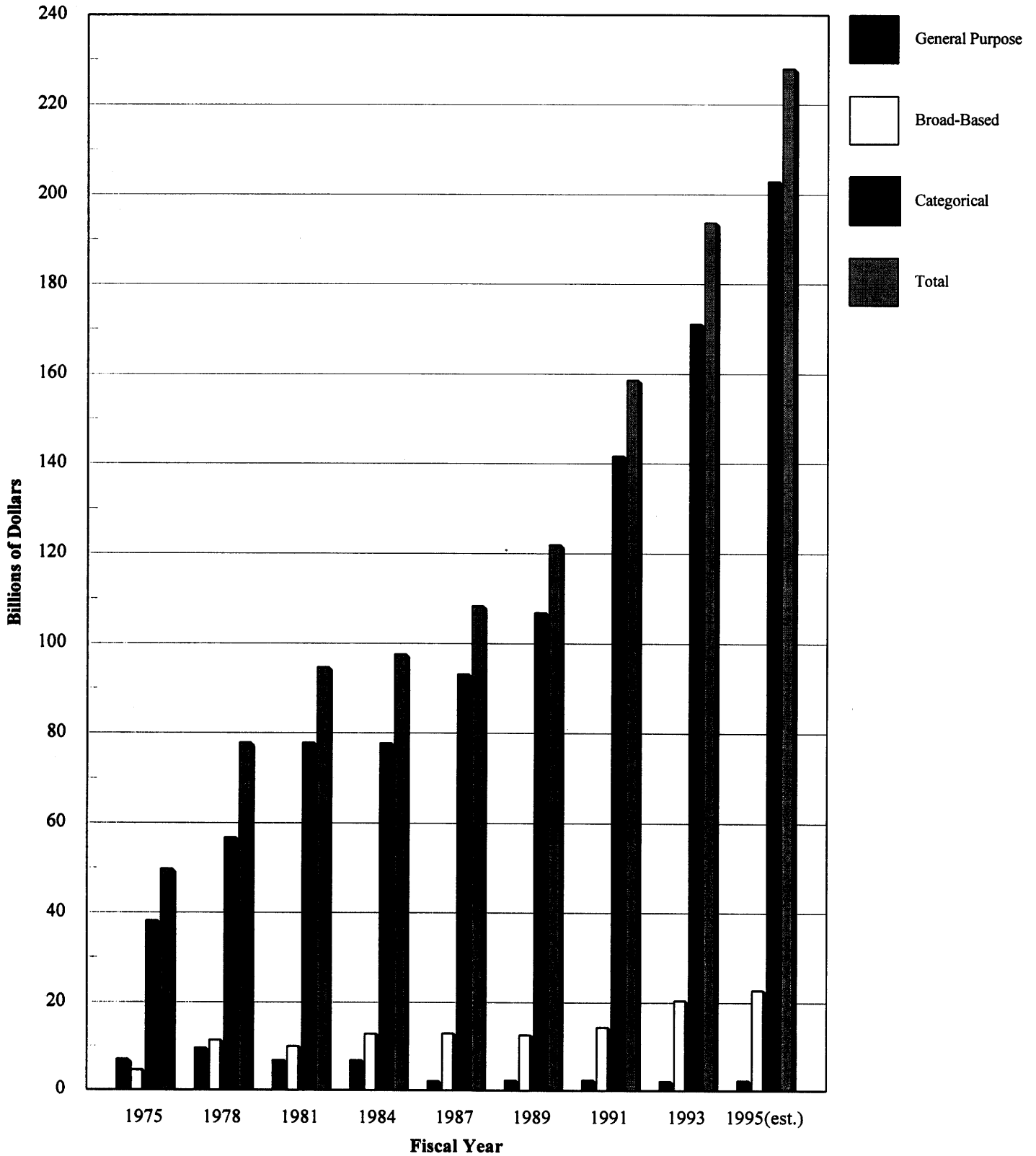
Figure 1

Block Grants to State and Local Governments in Effect, Fiscal Years 1966-1995

Fiscal Year	66	67	68	69	70	71	72	73	74	75	76	77	78	79	80	81	82	83	84	85	86	87	88	89	90	91	92	93	94	95
Federal Transit Capital and Operating Assistance																														
Surface Transportation																														
Community Development/Entitlement																														
Community Development/States' Program																														
Federal, State, and Local Partnership for Educational Improvement																														
Comprehensive Employment and Training Act																														
Job Training Partnership Act																														
Social Services Block Grant																														
Community Services Block Grant																														
Partnership for Health																														
Preventive Health & Health Services																														
Community Mental Health Services																														
Alcohol, Drug Abuse, & Mental Health Services																														
Projects for Assistance in Transition from Homelessness (PATH)																														
Prevention and Treatment of Substance Abuse																														
Community Youth Activity																														
Primary Care																														
Maternal & Child Health Services																														
Low-Income Home Energy Assistance																														
Payments to States for Day Care Assistance (Child Care & Development Block Grant)																														
Safe Streets																														
Law Enforcement Assistance																														
Criminal Justice Assistance																														

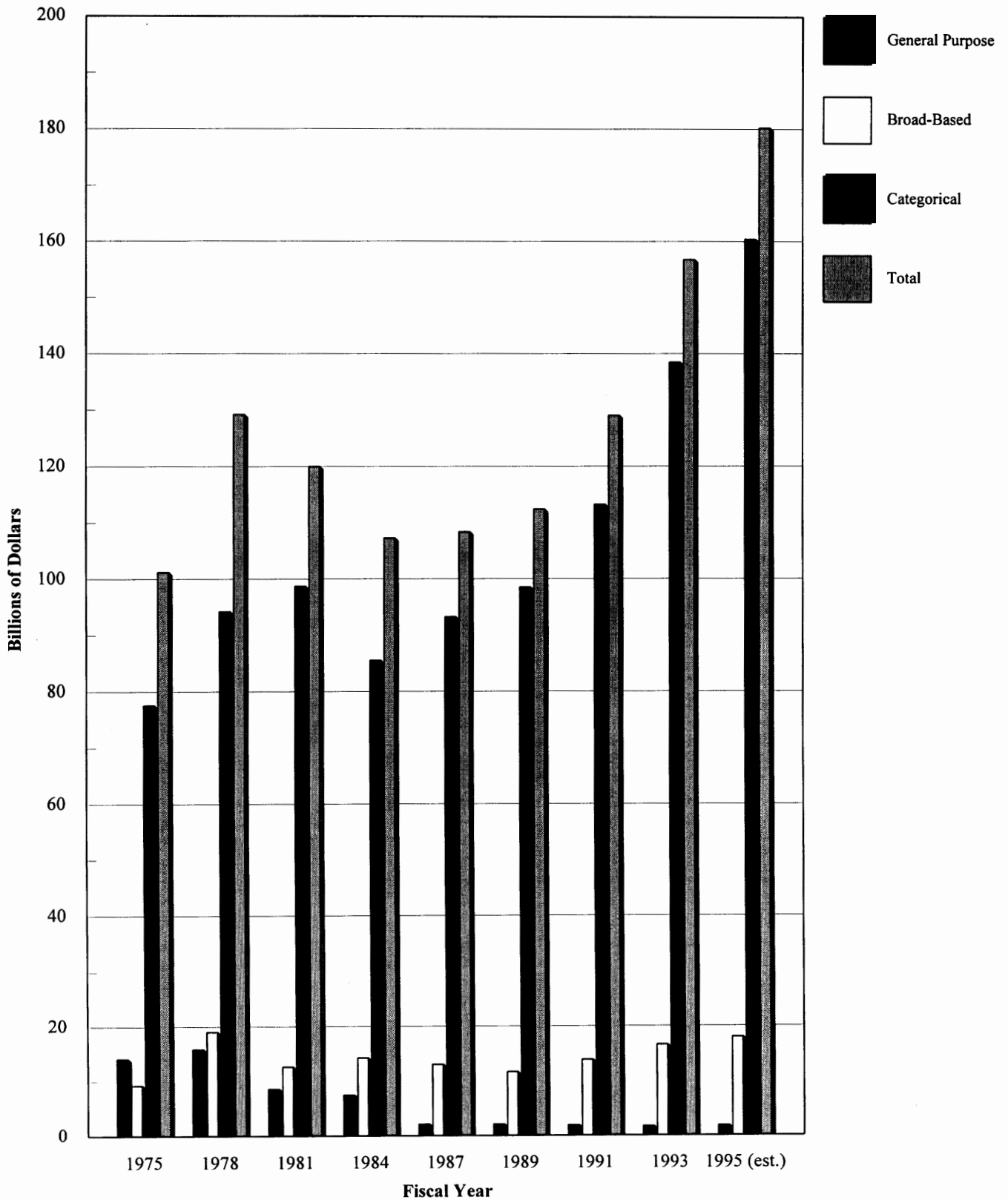
source: United States Code and Catalog of Federal Domestic Assistance

Figure 2
Grant Outlays, by Type, Selected Fiscal Years, 1975-1995
 (current dollars)



Source: Table 2

Figure 3
Grant Outlays, by Type, Selected Fiscal Years, 1975-1995
 (constant dollars, 1987 = 100.0)



Source: Table 2

the OMB format, "general purpose" includes shared revenues and payments to Puerto Rico and the District of Columbia. "Broad-based" includes, in addition to block grants, such items as school impact aid and customs forfeiture. The changing mix in the three classes of grants is shown in the table.

The middle part of Table 2 and Figure 3 show grant outlay figures adjusted for inflation (1987=100.0). While outlays rose uninterruptedly (although at varying speeds) in current dollars from 1975 through 1995, they reached an early peak in 1978 in constant dollars (\$129.2 billion), after which they declined through 1984 and had not regained their 1978 level by 1991. With a big jump forward, however, they reached \$156.8 billion in 1993 and an estimated \$180.2 billion in 1995 (\$228 billion in current dollars).

Table 3 shows grant outlays to states and localities by function and subfunction for FY 1989, FY 1993, and FY 1995 (estimated). Most prominent is Medicaid, which rose from 28.4 percent of total outlays in 1989 to 39.1 percent in 1993 and declined slightly to 38.8 percent in 1995 (estimated). In 1975, Medicaid represented only 14 percent of total grant outlays.

With Medicaid's overwhelming impact on the total grant picture, some functions diminished in relative importance while several others more than held their own in absolute dollar figures between FY 1989 and FY 1995. Income security expenditures rose by \$22.6 billion (69 percent); education, training, employment, and social services by \$14.1 billion (64 percent); and transportation by \$6.6 billion (36 percent). Although at lower funding levels, community and regional development went up \$5.2 billion (129 percent); and agriculture dropped about \$500 million (about 36 percent). Figure 4 shows the relative importance of the major functions in the total outlay picture.

From the bottom set of figures in Table 2, it is apparent that categorical grants dominate the general types of grants, with 89 percent of total outlays for 1995. This dominance has grown steadily, especially since 1984.

CATEGORICAL GRANTS: MAJOR FEATURES AND TRENDS

Categorical grants are directed at specific, narrowly defined activities and are distributed in one of the following ways:

Formula—a legislative or administrative formula. A formula grant with open-end reimbursement means that the federal government matches all approved expenditures without limit.

Project—at the discretion of the administrator; sometimes called discretionary grants.

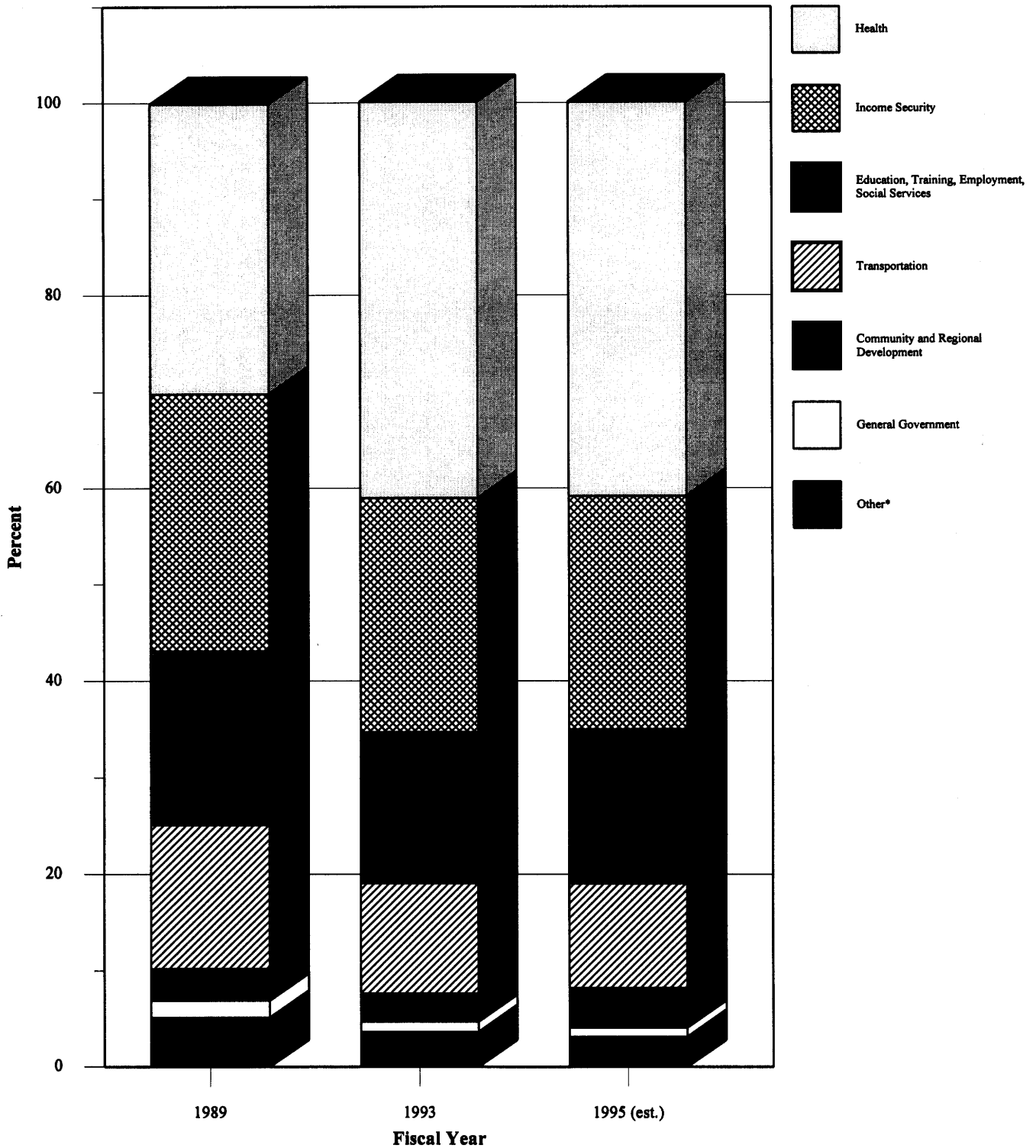
Table 3
Federal Outlays for Grants to States and Localities
FY 1989, FY 1993, FY 1995
(in millions)

	1989		1993		1995 (est.)	
	Amount	Percent of Total	Amount	Percent of Total	Amount	Percent of Total
National Defense	\$253	0.2%	\$152	0.1%	\$109	*
Energy	420	0.3	460	0.2	521	0.2
Natural Resources and Environment	3,606	3.0	3,796	2.0	4,052	1.8
Agriculture	1,359	1.1	1,117	0.6	871	0.4
Commerce and Housing Credit	-	-	6	*	6	*
Transportation	18,225	14.9	22,343	11.5	24,823	10.9
Federal Aid Highways	13,196		15,895		18,642	
Other	5,029		6,448		6,181	
Community and Regional Development	4,074	3.3	5,666	2.9	9,331	4.1
Community Development	2,948		3,198		4,330	
FEMA	132		1,838		3821	
Other	994		630		1,180	
Education, Training, Employment and Social Services	21,987	18.0	30,160	15.6	36,138	15.9
Compensatory Education for the Disadvantaged	4,165		6,582		7,009	
School Improvement Programs	846		1,903		1,451	
Rehabilitation Services and Disability Research	1,490		1,804		2,311	
Vocational and Adult Education	824		1,133		1,486	
Social Services Block Grant	2,671		2,785		2,996	
Payments to States for Foster Care and Adoption Assistance	1,338		2,636		3,596	
Human Development Services	2,571		-		-	
Children and Family Services Program	-		3,614		4,435	
Training and Employment Services	3,020		3,245		3,549	
Other	5,062		6,458		9,305	
Health	36,679	30.1	79,665	41.1	93,244	40.9
Medicaid	34,604		75,774		88,438	
Other	2,075		3,891		4,806	
Income Security	32,523	26.7	46,991	24.3	55,098	24.2
Child Nutrition	4,455		6,589		7,530	
Family Support Payments to States	11,166		15,628		17,260	
Subsidized Housing	6,154		8,899		-	
Annual Contributions for Assisted Housing	-		-		9,818	
Unemployment Trust Fund	1,714		2,536		2,336	
Operation of Low-Income Housing	1,519		2,453		2,707	
Low-Income Home Energy Assistance	1,393		1,067		1,569	
Other	6,122		9,819		13,878	
Veterans' Benefits and Services	127	0.1	189	0.1	242	0.1
Administration of Justice	520	0.4	987	0.5	1,300	0.6
General Government	2,204	1.8	2,131	1.1	2,279	1.0
Federal Payment to the District of Columbia	538		698		714	
Other	1,666		1,433		1,565	
Total	121,976	100.0	193,664	100.0	228,015	100.1

*Less than .005

Source: *Budget of the United States Government: Fiscal Year 1996*, Historical Tables, Table 12.3.

Figure 4
Federal Outlays for Grants to States and Localities,
Percentage Distribution by Function, FY 1989, FY 1993, FY 1995



* Includes National Defense, Energy, Natural Resources and Environment, Agriculture, Veterans' Benefits and Services, and Administration of Justice.
 Source: Table 3

Formula/Project—administrator’s discretion constrained by a formula, for example, one limiting the amount that may be awarded to or within a state.

Formula-Based vs. Project Grants

The number of project grants increased at a slower rate than the number of formula-based grants between 1993 and 1995, dropping from 72.5 percent to 72.2 percent of total categoricals. Even so, on the basis of number of grants, the federal government relied appreciably more heavily on project grants in 1995 than in 1975. The breakdown of the major types of categoricals is shown in Table 4 and Figure 5.

The Changing Functional Mix

Comparing categorical grants in FY 1993 and FY 1995 by function (Table 5), the largest net number of new grants (Exhibit 1) were for natural resources and environment (10), income security (8), and health (7). In the natural resources and environment group, 7 new programs were for pollution control and abatement. Several of the new health programs dealt with substance abuse, mental health, and women’s and children’s concerns. The new income security programs featured housing assistance, nutrition, and refugee and entrant assistance.

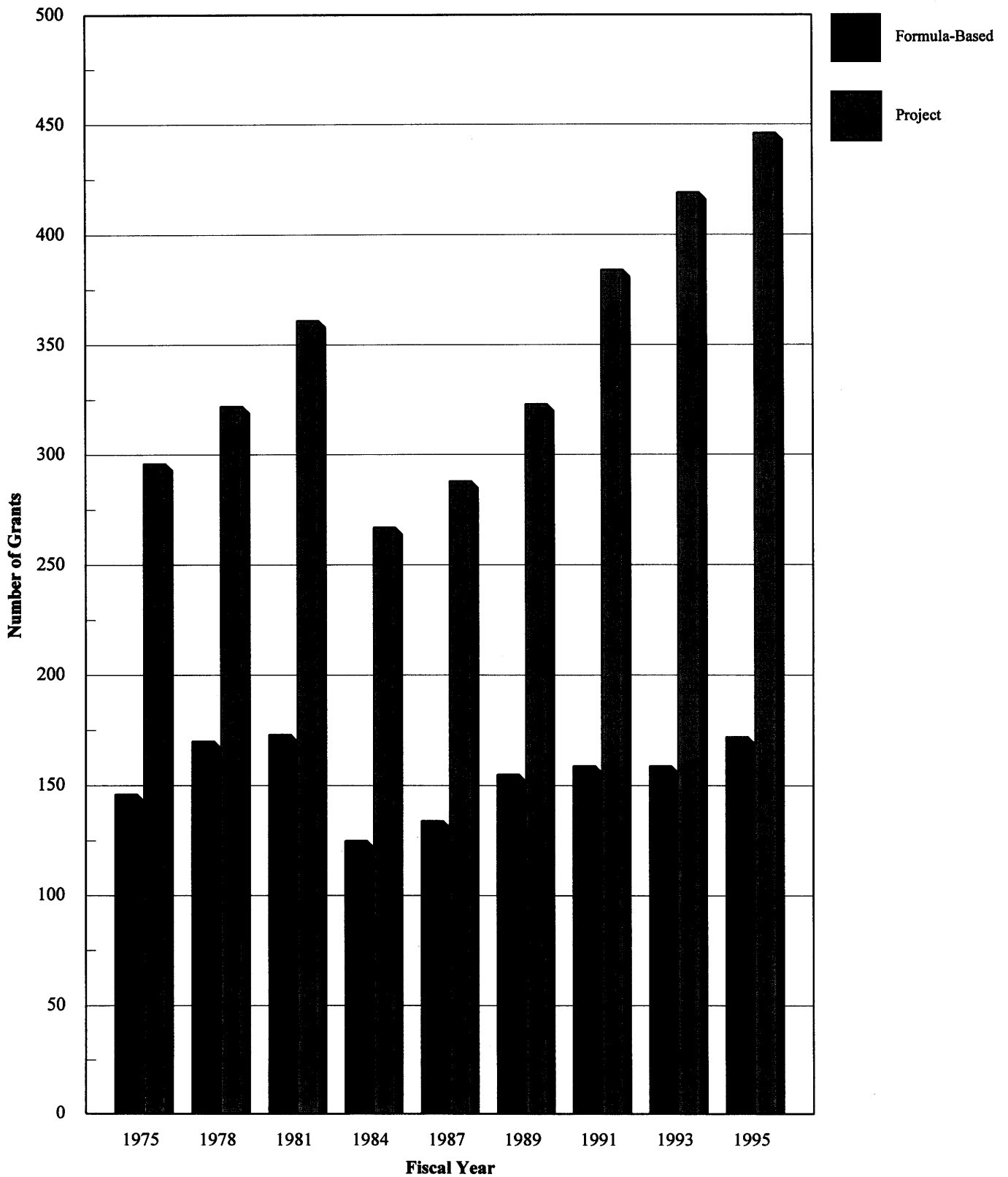
The grants that were dropped between 1993 and 1995 (Exhibit 2) were spread over a variety of activities, with more than one each for asbestos hazards, the homeless, and substance abuse.

Table 4
Number of Categorical Grants, by Type
Selected Fiscal Years, 1975-1995

FORMULA BASED												
Allotted Formula	Project Grants				Total	PROJECT		TOTAL				
	Subject to Formula Allocation		Open-End Reimbursement			No.	%	No.	%			
No.	%	No.	%	No.	%	No.	%	No.	%			
1975	96	21.7	35	7.9	15	3.4	146	33.0	296	67.0	442	100.0
1978	106	21.5	47	9.6	17	3.5	170	34.6	322	65.4	492	100.0
1981	111	20.8	42	7.9	20	3.7	173	32.4	361	67.6	534	100.0
1984	80	20.4	27	6.9	18	4.6	125	31.9	267	68.1	392	100.0
1987	93	22.3	23	5.5	18	4.0	134	31.8	288	68.2	422	100.0
1989	117	24.5	21	4.4	17	3.6	155	32.5	323	67.6	478	100.0
1991	119	21.9	22	4.1	18	3.3	159	29.3	384	70.7	543	100.0
1993	114	19.7	28	4.8	17	2.9	159	27.5	419	72.5	578	100.0
1995	125	20.2	30	4.9	17	2.8	172	27.8	446	72.2	618	100.0

Source: ACIR tabulation based on *Catalog of Federal Domestic Assistance*, United States Code, and federal agency contacts.

Figure 5
Number of Categorical Formula-Based and Project Grants
Available to State and Local Governments, Selected Fiscal Years, 1975-1995



Source: Table 4

Table 5
Number of Grant Programs Available to State and Local Governments, by Budget Subfunction and Grant Type, FY 1989, 1993, and 1995

		BLOCK GRANTS				
Budget Function and Subfunction		1989	1993	1995	Change 1993-1995	Change 1989-1995
401	Ground Transportation	1	2	2	-	+1
451	Community Development	2	2	2	-	-
501	Elementary, Secondary, and Vocational Education	1	1	1	-	-
504	Training and Employment	1	1	1	-	-
506	Social Services	2	2	2	-	-
550	Health	4	4	4	-	-
551	Health Care Services	1	1	1	-	-
609	Other Income Security	1	2	2	-	+1
754	Criminal Justice Assistance	1	-	-	-	-1
Total Block Grants		14	15	15	-	+1

		CATEGORICAL GRANTS										
Budget Function and Subfunction		1989			1993			1995			Change in Total	
		Formula	Project	Total	Formula	Project	Total	Formula	Project	Total	1993-1995	1989-1995
050	National Defense											
051	Department of Defense-Military	-	3	3	-	4	4	-	7	7	+3	+4
053	Atomic Energy Defense Activities	-	-	-	-	2	2	-	1	1	-1	+1
250	General Science, Space and Technology	-	-	-	-	1	1	-	2	2	+1	+2
251	General Science and Basic Research	-	-	-	-	-	-	-	1	1	+1	+1
270	Energy											
270	Energy	2	-	2	2	-	2	1	-	1	-1	-1
271	Energy Supply	-	7	7	-	7	7	-	7	7	-	-
273	Energy Conservation	2	-	2	2	1	3	2	1	3	-	+1
276	Energy Information, Policy and Regulation	-	1	1	-	1	1	-	1	1	-	-
300	Natural Resources and Environment											
301	Water Resources	-	2	2	-	2	2	-	1	1	-1	-1
302	Conservation and Land Management	1	10	11	1	12	13	1	12	13	-	+2
303	Recreational Resources	5	2	7	5	5	10	5	6	11	+1	+4
304	Pollution Control and Abatement	9	13	22	7	22	29	7	29	36	+7	+14
306	Other Natural Resources	2	8	10	2	17	19	2	20	22	+3	+12

Table 5 (cont.)
Number of Grant Programs Available to State and Local Governments, by Budget Subfunction and Grant Type, FY 1989, 1993, and 1995

Budget Function and Subfunction	1989			1993			1995			Change in Total	
	Formula	Project	Total	Formula	Project	Total	Formula	Project	Total	1993-1995	1989-1995
350 Agriculture											
351 Farm Income Stabilization	1	-	1	2	-	2	2	-	2	-	+1
352 Agricultural Research and Services	4	7	11	4	7	11	4	9	13	+2	+2
370 Housing Credit											
371 Mortgage Credit and Deposit Insurance	-	1	1	-	1	1	-	1	1	-	-
376 Other Advancement of Commerce	-	5	5	1	6	7	1	6	7	-	+2
400 Transportation											
401 Ground Transportation	16	10	26	15	11	26	18	10	28	+2	+2
402 Air Transportation	1	-	1	1	-	1	1	-	1	-	-
403 Water Transportation	1	1	2	1	1	2	1	1	2	-	-
407 Other Transportation	1	-	1	1	3	4	1	3	4	-	+3
450 Community and Regional Development											
451 Community Development	3	7	10	2	5	7	2	5	7	-	-3
452 Area and Regional Development	3	17	20	3	19	22	3	19	22	-	+2
453 Disaster Relief and Insurance	-	8	8	-	8	8	1	8	9	+1	+1
500 Education, Training, Employment and Social Services											
500 General	2	-	2	-	-	-	-	-	-	-	-2
501 Elementary, Secondary, and Vocational Education	26	50	76	27	57	84	29	49	78	-6	+2
502 Higher Education	3	6	9	3	7	10	5	7	12	+2	+3
503 Research and General Education Aids	5	8	13	5	11	16	5	15	20	+4	+7
504 Training and Employment	6	3	9	5	3	8	5	3	8	-	-1
505 Other Labor Services	-	2	2	-	2	2	-	3	3	+1	+1
506 Social Services	22	47	69	27	53	80	30	52	82	+2	+13
550 Health											
550 General	2	51	53	3	79	82	3	86	89	+7	+36
551 Health Care Services	3	5	8	2	11	13	2	10	12	-1	+5
552 Health Research	-	-	-	-	1	1	-	2	2	+1	+2
554 Consumer and Occupational Health and Safety	1	3	4	1	3	4	1	3	4	-	-
600 Income Security											
601 General Retirement and Disability Insurance	-	1	1	-	1	1	-	1	1	-	-
604 Housing Assistance	1	2	3	3	7	10	3	11	14	+4	+1
605 Food and Nutrition Assistance	14	-	14	14	-	14	15	-	15	+1	+1
609 Other Income Security	4	3	7	5	4	9	6	6	12	+3	+5

Table 5 (cont.)
Number of Grant Programs Available to State and Local Governments, by Budget Subfunction and Grant Type, FY 1989, 1993, and 1995

Budget Function and Subfunction	1989			1993			1995			Change in Total	
	Formula	Project	Total	Formula	Project	Total	Formula	Project	Total	1993-1995	1989-1995
700 Veterans Benefits and Services											
703 Hospital and Medical Care for Veterans	3	1	4	3	1	4	3	1	4	-	-
705 Other Veterans Benefits and Services	-	1	1	-	1	1	-	1	1	-	-
750 Administration of Justice											
751 Federal Law Enforcement Activities	-	2	2	-	4	4	-	4	4	-	+2
752 Federal Litigative and Judicial Activities	-	-	-	-	1	1	-	1	1	-	+1
754 Criminal Justice Assistance	5	13	18	5	13	18	6	13	19	+1	+1
800 General Government											
804 General Property and Records Management	-	2	2	-	1	1	-	1	1	-	-1
808 Other General Property	-	1	1	-	-	-	-	-	-	-	-1
999 Multiple Functions	7	20	27	7	24	31	7	27	34	+3	+7
Total Categorical Grants	155	323	478	159	419	578	172	446	618	+40	+140

Source: ACIR tabulation based on *Catalog of Federal Domestic Assistance, United States Code*, and federal agency contacts.

Table 6
Number of Categorical Grant Programs Available to State and Local Governments, by Grant Type, Existence of Non-Federal Match, and Eligible Recipients, FY 1989, 1993, and 1995

	Non-Federal Match						Eligible Recipients											
	Yes			No			State Only			State and Local Governments*			Local Only			State, Local and Other**		
	1989	1993	1995	1989	1993	1995	1989	1993	1995	1989	1993	1995	1989	1993	1995	1989	1993	1995
Formula-Based																		
Allotted Formula	57	58	63	60	56	64	96	97	109	7	6	7	5	6	7	9	5	4
Formula/Project	16	17	18	5	11	10	8	13	12	5	5	6	0	0	0	8	10	10
Open-End Reimbursement	12	12	13	5	5	4	13	13	13	1	1	1	0	0	0	3	3	3
Total	85	87	94	70	72	78	117	123	134	13	12	14	5	6	7	20	18	17
Project	160	211	214	163	208	232	63	90	103	32	39	40	12	16	20	216	274	283
Total	245	298	308	233	280	310	180	213	237	45	51	54	17	22	27	236	292	300
Percent	51.3	51.6	49.8	48.7	48.4	50.2	37.6	36.8	38.4	9.4	8.8	8.8	3.6	3.8	4.3	49.4	50.5	48.5

* Indian Tribes are eligible with state or local governments for 118 grant programs (see the main list, page 34). Table 9 lists grants exclusively for Indian Tribes.

** "Other" includes public and private nonprofit organizations.

Source: ACIR tabulation based on *Catalog of Federal Domestic Assistance, United States Code*, and federal agency contacts.

Other Trends

In the FY 1993-1995 period, the proportion of programs requiring state or local matching funds changed only slightly, dropping from 51.6 percent to 49.8 percent (Table 6, page 18)

As would be expected, changes in the breakdown of grants by department or agency reflect the changing functional mix (Table 7). The Public Health Service and the Department of Commerce had the greatest increases in the number of grant programs. The greater apparent increases in several of the non-Public Health Service programs of the Department of Health and Human Services are explained largely by departmental reorganization.

As usual, most of the new programs were relatively small in terms of funding. The median of estimated obligations for these programs in FY 1995 was \$4.2 million. The mean was \$18.1 million, showing the effect of a few larger budget programs, such as Hope for Public and Indian Housing Homeownership, \$266.8 million (CFDA 14.858); Family Preservation and Support Services, \$150 million (CFDA 93.556); and Lead-Based Paint Hazard Control Program, \$142 million (CFDA 14.900).

Over the years, there has been some shifting in the proportion of categorical grant programs directed to various types of recipients (Table 8). In the past two years, the percentages going to state governments exclusively and to local governments exclusively rose noticeably, while those going to the two other categories of eligible recipients receded. As shown in Table 8, the drop in the proportion of programs directed at the state, local, Indian, and nonprofit groups reverses the general trend of the past 20 years.

BLOCK GRANTS: RECENT TRENDS AND PROSPECTS

Block grants, which are used for broad functional areas, are distributed by statutory formula and may be used at the recipient's discretion. Most block grants are awarded to state governments, but a few go directly to others, including many local governments and Indian Tribes (e.g., Community Development Block Grant), and transit authorities (Transit Capital and Operating Assistance).

As shown in Figure 1, the number of block grants grew from one in FY 1966 to 15 in FY 1995. For the most part, the growth has been gradual, with the exception of a sharp increase from 6 to 12 between 1981 and 1984 (Table 1). This surge was largely the result of the *1981 Omnibus Budget Reconciliation Act*, which consolidated 77 categorical programs into new or revised block grants. Since then, a net of only 3 blocks has been added, with no change in the last 3 years. Dollarwise, as seen in Table 2, blocks have never exceeded 15 percent of total grant outlays and have remained at about 10 percent since 1989.

Table 7
Number of Grant Programs Available to State and Local Governments, by Type and Administering Agency, FY 1989, 1993, and 1995

BLOCK GRANTS					
Budget Function and Subfunction	1989	1993	1995	Change 1993-1995	Change 1989-1995
Education	1	1	1	-	-
Health and Human Services					
Administration for Children and Families	-	4	4	-	+4
Human Development Services	2	-	-	-	-2
Public Health Service	5	5	5	-	-
Family Support Administration	1	-	-	-	-1
Housing and Urban Development	2	2	2	-	-
Justice	1	-	-	-	-1
Labor	1	1	1	-	-
Transportation	1	2	2	-	+1
Total Block Grants	14	15	15	-	+1

CATEGORICAL GRANTS												
Budget Function and Subfunction	1989		1993		1995							
					Total		Formula		Project		Change in Total	
	Number	Percent	Number	Percent	Number	Percent	Number	Percent	Number	Percent	1993-1995	1989-1995
Agriculture	38	7.9%	44	7.6%	46	7.5%	24	14.0%	22	4.9%	+2	+8
Appalachian Regional Commission	12	2.5	12	2.1	12	1.9	-	-	12	2.7	-	-
Commerce	20	4.2	30	5.2	36	5.8	3	1.7	33	7.4	+6	+16
Education	112	23.4	130	22.5	128	20.7	40	23.3	88	19.8	-2	+16
Energy	12	2.5	16	2.8	15	2.4	4	2.3	11	2.5	-1	+3
Environmental Protection Agency	34	7.1	41	7.1	42	6.8	7	4.1	35	7.8	+1	+8
Federal Emergency Management Agency	19	4	18	3.1	20	3.2	4	2.3	16	3.6	+2	+1
Health and Human Services												
Administration for Children and Families*	-	-	43	7.4	48	7.8	25	14.5	23	5.2	+5	+48
Administration on Aging	-	-	15	2.6	16	2.6	9	5.2	7	1.6	+1	+16
Family Support Administration	12	2.5	-	-	-	-	-	-	-	-	-	-12
Health Care Financing Administration	4	0.8	4	0.7	4	0.6	2	1.2	2	0.4	-	-
Human Development Services	38	7.9	-	-	-	-	-	-	-	-	-	-38
Public Health Service	58	12.1	92	15.9	106	17.2	3	1.7	103	23.1	+14	+48
Social Security Administration	1	0.2	1	0.2	1	0.2	-	-	1	.2	-	-

Table 7 (cont.)
Number of Grant Programs Available to State and Local Governments, by Type and Administering Agency, FY 1989, 1993, and 1995

Budget Function and Subfunction	1995											
	1989		1993		Total		Formula		Project		Change in Total	
	Number	Percent	Number	Percent	Number	Percent	Number	Percent	Number	Percent	1993-1995	1989-1995
Housing and Urban Development	14	2.9	22	3.8	27	4.2	4	2.3	23	4.9	+5	+3
Interior	13	2.7	17	2.9	18	2.9	6	3.5	12	2.7	+1	+5
Justice	17	3.6	15	2.6	19	3.1	5	2.9	14	3.1	+4	+2
Labor	15	3.1	19	3.3	17	2.8	8	4.7	9	2.0	-2	+2
Transportation	30	6.2	33	5.7	35	5.7	21	12.2	14	3.1	+2	+5
Other**	29	6.1	26	4.5	28	4.5	7	4.1	21	4.7	+2	-1
Total	478	99.7	578	100	618	100	172	100	446	100	+40	+140

* The Administration for Children and Families replaced the Office of Human Development Services in April 1991.

** For 1995, includes ACTION, Department of Defense, Federal Mediation and Conciliation Service, National Archives and Records Administration, National Foundation for the Arts and Humanities, Nuclear Regulatory Commission, Small Business Administration, and Department of Veterans' Affairs.

Source: ACIR tabulation based on *Catalog of Federal Domestic Assistance, United States Code*, and federal agency contacts.

Table 8
Number of Categorical Grant Programs Available to State and Local Governments, by Eligible Recipients, Selected Fiscal Years, 1975-1995

	1975		1978		1981		1984		1987		1989		1991		1993		1995	
	No.	%	No.	%	No.	%	No.	%	No.	%	No.	%	No.	%	No.	%	No.	%
States Only	162	36.7	191	38.8	194	36.3	153	39.0	164	38.9	180	37.7	206	37.9	213	36.9	237	38.4
State and Local	62	14.0	67	13.6	69	12.9	42	10.7	44	10.4	45	9.4	50	9.2	51	8.8	54	8.7
Local Only	20	4.5	26	5.3	23	4.3	14	3.6	15	3.6	17	3.6	21	3.9	22	3.8	27	4.4
State, Local, Public and Private Nonprofits	198	44.8	208	42.3	248	46.4	183	46.7	199	47.2	236	49.4	266	49.0	292	50.5	300	48.5
Total	442	100	492	100	534	100	392	100	422	100	478	100	543	100	578	100	618	100

Source: ACIR tabulation based on *Catalog of Federal Domestic Assistance, United States Code*, and federal agency contacts.

For FY 1996, however, the prospects are for a major shift toward block grants, consolidating categorical grants and vastly increasing the funding delivered by blocks. President Clinton's FY 1996 budget proposes combining 271 existing categoricals into 27 new "performance partnership" programs—at least 7 of which would appear to be block grants. Indications are that the Administration may suggest other block initiatives.

In addition, the Congress is considering other block grant proposals, such as 70 welfare, child care, and child protection programs in a new welfare reform package; and block grants for a local government to replace several law enforcement and crime prevention programs created by the 1994 crime bill, food and nutrition block grant, and training and education.

Block grants have different pros and cons for state and local governments and for the federal government. States and localities value the greater simplicity in applying for and administering grant funds, but the major appeal of block grants is the flexibility to use federal resources most effectively, efficiently, and equitably in meeting the problems of their jurisdictions. For localities, flexibility may be limited if the federal funds are passed through the state governments and the states place their own restrictions on the funds. Also, if local governments have to apply for state funding, some face the possibility of being rejected or getting less than they might expect to receive directly from the federal government.

From the federal standpoint, block grants (1) are much simpler to administer than categoricals, (2) encourage creativity and innovation, and (3) avoid the deadening effects of excess regulation and potential penalties. On the other hand, they are less likely than categorical grants to ensure achievement of a precisely targeted objective, and history suggests that they are more vulnerable to cuts in funding.

In the current climate of federal deficit reduction, block grants are favored by some as a way of putting a ceiling on expenditures from open-ended entitlement programs (mostly social services and health). While federal spending could thus be successfully controlled, another consequence could be to shift open-ended funding responsibility to state and local governments, or to make them responsible for closing the programs to qualified recipients.

FEDERAL GRANTS TO INDIAN TRIBES

This year, for the first time, this report (1) lists federal grant-in-aid programs available exclusively or primarily to Indian Tribal Governments (Table 9), and (2) adds a new eligibility category for Indian Tribes to the main listing of grants at the back of this report. A number of the grants available to state and local governments also are available to Indian Tribes. However, the 35 programs listed in Table 9 are especially designed for the Indian Tribes and are available to them in addition to the other programs.

Table 9
Federal Grants-in-Aid Exclusively or Primarily for Indian Tribes, FY 1995*

Budget Subfunction and Title	U.S. Code or Public Law	Type	Formula Data Elements**	Federal Financial Share	Adminis- tering Agency**	CFDA Number
BLOCK GRANT						
451 Community Development						
1. Indian Community Development	42 USC 5301	Block	AK	100	HUD	14.862
CATEGORICAL GRANTS						
304 Pollution Control and Abatement						
1. Indian Environmental General Assistance Program	42 USC 4368b	P		100	EPA	66.926
376 Other Advancement and Regulation of Commerce						
1. Native American Program	PL 103-121	P		100	COM	11.801
451 Community Development						
1. Public and Indian Housing—Early Childhood Development	42 USC 12701	P		100	HUD	14.860
401 Ground Transportation						
1. Indian Reservation Roads		F	AFM	100	DOT	20.205
452 Area and Regional Development						
1. Self-Determination Grants—Indian Tribal Governments	88 ST 2203	P		100	INT	15.142
2. Training and Technical Assistance—Indian Tribal Governments	88 ST 2203	P		100	INT	15.143
3. Indian Child Welfare Act—Title II Grants	25 USC 1901	P		100	INT	15.144
501 Elementary, Secondary, and Vocational Education						
1. Impact Aid: Construction (Indian Lands)	20 USC 644	P		100	ED	84.040
2. Indian Education: Adult Education (Dissemination of Information: Program Evaluation)	25 USC 2631 (a) (5)	P		100	ED	84.062
3. Indian Education: Adult Indian Education (Planning, Pilot, and Demonstration Projects)	25 USC 2631 (a) (1)	P		100	ED	84.062
4. Indian Education: Grants to Indian Controlled Schools	25 USC 2602	P		100	ED	84.072
5. Vocational Education: Indians	20 USC 2303	P		100	ED	84.101
6. Tribally Controlled Post-Secondary Vocational Institutions	20 USC 2397	P		100	ED	84.245
7. Even Start - Indian Tribes and Tribal Organizations	20 USC 2741	P		90,80,70,60	ED	84.258

**Table 9 (cont.)
Federal Grants-in-Aid Exclusively or Primarily for Indian Tribes Funded in FY 1995**

Budget Subfunction and Title	U.S. Code or Public Law	Type	Formula Data Elements**	Federal Financial Share	Adminis- tering Agency**	CFDA Number
503 Research and General Education Aids						
1. Library Services for Indian Tribes and Hawaiian Natives	20 USC 351c	P		80/100	ED	84.163
504 Training and Employment						
1. Native American Employment and Training Programs	20 USC 1671	F	AB	100	DOL	17.251
506 Social Services						
1. Rehabilitation Services—American Indians with Disabilities	29 USC 750	P		90	ED	84.250
2. Special Programs for the Aging—Indian Programs— Grants to Indian Tribes	42 USC 3057d	F	A	100	AA	93.047
3. Improving the Capability of Indian Tribal Governments to Regulate Environmental Quality	42 USC 2991b (d)	P		80	ACF	93.581
4. Mitigation of Environmental Impacts to Indian Lands Due to Department of Defense Activities	PL 103-129, Sec. 8094A	D		95	ACF	93.582
5. Promote the Survival and Vitality of Native American Languages	42 USC 2991 b-3	P		80	ACF	93.587
6. Native Americans Programs	42 USC 2991 b (a)			80	ACF	93.612
551 Health Care Services						
1. Adolescent Centers for American Indians/Alaska Natives	PL 102-573, Sec. 212	P		100	PHS	93.158
2. Urban Indian Health Services	25 USC 1653 (c) (1)	P		100	PHS	93.193
3. Tribal Self-Governance Demonstration Program: Planning and Negotiation	25 USC 450 f	P		100	PHS	93.210
4. Matching Grants for Health Profession: Scholarships to Indian Tribes	PL 102-573, Sec. 112	P		80	PHS	93.219
5. Indian Health Service—Health Management Development Program	25 USC 450	P		100	PHS	93.228
6. Indian Health Service Research	42 USC 1621d	P		100	PHS	93.905
7. Research and Demonstration Projects for Indian Health	42 USC 241	P		100	PHS	93.933
8. Tribal Recruitment and Retention of Health Professionals into Indian Health Programs	25 USC 1616c	P		100	PHS	93.954
9. Health Professions Recruitment Program for Indians	25 USC 1612	P		100	PHS	93.970
605 Food and Nutrition Assistance						
1. Food Distribution Program on Indian Reservations	7 USC 612 c	P		75/100	AGR	10.567

Table 9 (cont.)
Federal Grants-in-Aid Exclusively or Primarily for Indian Tribes Funded in FY 1995

Budget Subfunction and Title	U.S. Code or Public Law	Type	Formula Data Elements**	Federal Financial Share	Adminis- tering Agency**	CFDA Number
751 Federal Law Enforcement Activities						
1. Employment Discrimination	42 USC 2000e 4 (g) (3)	P		100	EEOC	30.009
754 Criminal Justice Assistance						
1. Children's Justice Act-Discretionary Grants for Native American Indian Tribes	42 USC 5103	P		100	DOJ	16.583
999 Multiple Functions						
1. Indian Grants-Economic Development	25 USC 1521	P		75	INT	15.145

*This list of federal grant programs for Indian Tribes is included here for the first time. The programs, however, are not new. The main list of grants that begins on page 34 contains 118 additional programs for which tribes are eligible along with state or local governments. These programs are designated as 5 in the recipient column.

** See "Key to Listing" on page 31.

METHODOLOGY

In counting grant-in-aid programs to state and local governments, ACIR uses a slightly modified version of the definition used by the Office of Management and Budget (OMB) in its instructions to executive agencies for preparing and submitting budget estimates (Circular A-11, August 4, 1993, Sec. 25.2). OMB defines grants as *outlays by the federal government in support of state or local programs of government operations or provision of services to the public.*

Grants include:

- ♦ Direct cash grants to state or local governmental units, other public bodies established under state or local law, or their designee;
- ♦ Payments for grants-in-kind, such as purchases of commodities distributed to state or local governmental institutions (e.g., school lunch programs);
- ♦ Payments to nongovernmental entities when such payments result in cash or in-kind services or products that are passed on to state or local governments (e.g., payments to the Corporation for Public Broadcasting or the American Printing House for the Blind);
- ♦ Payments to regional commissions and organizations that are redistributed at the state or local level to provide public services;
- ♦ Federal payments to state and local governments for research and development that is an integral part of their provision of services (e.g., research on crime control financed from law enforcement assistance grants—see discussion below for exclusions);
- ♦ Direct loan or loan guarantee subsidies to state or local governments; and

- ♦ Shared revenues, which (1) are computed as a percentage of the proceeds from the sale of certain federal property, products, or services (e.g., payments from receipts of Oregon and California grant lands) or (2) are tax collections by the federal government that are passed on to state or local governments (e.g., IRS collections for Puerto Rico).

Excluded under this definition are:

- ♦ Federal administrative expenses associated with these programs;
- ♦ Grants directly to profit-making institutions, individuals, and nonprofit institutions not covered above (e.g., payments to Job Corps centers and trainees);
- ♦ Payments for research and development not directly related to the provision of services to the general public (e.g., basic research);
- ♦ Payments for services rendered (e.g., utility services; training programs and expenses for federal employees; research and development conducted under contracts, grants, or agreements by the National Institutes of Health, the National Science Foundation, the Department of Energy, the National Aeronautics and Space Administration, and the Department of Defense); and
- ♦ Federal grants to cover administrative expenses for regional bodies and other funds not redistributed to the states, or their subordinate jurisdictions (e.g., the administrative expenses of the Appalachian Regional Commission).

The OMB definition is used in this report with the following exceptions: shared revenues and loan subsidies have been excluded, and programs of aid to institutions of higher education have been included only if the aid is exclusively to public institutions of higher education or if state or local governments have a role in the process.

Funded programs meeting these criteria were identified in the update to the 1994 *Catalog of Federal Domestic Assistance* (OMB-GSA, December 1994), which is a compendium of federal programs, projects, services, and activities that provide assistance or benefits to the American public. The basic catalog is issued each June, with an update in December. The ACIR report usually is based on the June issue, which reflects more fully the legislative activity of the previous calendar year.

This report, however, is based on the December 1994 catalog in order to make a timely presentation of the grant picture in the early months of 1995 when the 104th Congress is focusing considerable attention on federal-state programs, particularly block grants. Consequently, this report does not represent the full effect of legislation passed on 1994. For example, it

does not include the changes in the categorical and block grant picture created by the *Community-Based Family Program* law (P.L. 103-252) and the *Improving American Schools Act* (P.L. 103-382), neither of which had been fully reported to the catalog agency as of April 1995.

Programs appearing in the catalog in December 1994 and not in June 1993 were checked against their legislative authorization (or executive order) to make certain that new programs conformed to the rule followed in this ACIR series, that is, that each separately counted program must have a separate legislative authorization. The source for the legislative authorization was the *United States Code*, 1988 Edition, Supplement V, 1993, and *United States Code, Congressional and Administrative News*, 103rd Congress, 1994.

DATA INCLUDED

This report lists the block and categorical grant programs funded on January 1, 1995. The programs are listed by budget subfunction number and within that by the corresponding number assigned in the *Catalog of Federal Domestic Assistance*. The information included for each program is shown below (see also Key to Listings on page 31):

- ♦ Budget subfunction classification and title
- ♦ U.S. Code or Public Law reference
- ♦ Grant type (method of distribution)
- ♦ Formula data elements, where applicable
- ♦ Eligible grant recipients
- ♦ Maximum federal share
- ♦ Administering agency
- ♦ CFDA number

Budget Subfunction—These are the subfunctional categories and numbers that appear in the 1994 *Catalog of Federal Domestic Assistance*, Appendix III. For example, Budget Function 500 is Education, Training, Employment, and Social Services. Subfunction 501 is Elementary, Secondary, and Vocational Education.

Grant Type—*Formula* grants determine allotments by formula. *Project* grants require competitive applications. In some cases, competition for project grant funds is constrained by a formula (e.g., how much money applicants within each state may receive). These are *formula/project* grants. Seventeen of the 172 formula-based grant entries are marked with an asterisk to indicate their open-end character.

Formula Data Elements—The first 13 are major categories of statistical series used in formula grants, identified as of FY 1984 by the U.S. General Accounting Office in *Grants Formulas: A Catalog of Federal Aids to States and Localities* (Washington, DC, 1987, GAO/HRD-87-28). ACIR

has applied the GAO classification to new programs between FY 1984 and FY 1995, and added the last two elements.

Federal Share—The numbers indicate the maximum percentage of program costs to be paid by federal funds. The number 100 indicates a grant with no matching requirement; it does not mean the federal grant covers 100 percent of the cost of the program or activity. The CS (cost shared) category includes all grants for which some recipient contribution is required, but the amount is not specified. In such cases, the match may be negotiated or set by the appropriate agency head. Other symbols are used to indicate when a matching ratio is variable for different recipients, changes over time, or is different for different activities or types of recipients.

Agency—These are the administering agencies for each grant. Except for the Department of Health and Human Services, subdepartmental units are not indicated.

CFDA Number—This is the number assigned the program in the 1994 *Catalog of Federal Domestic Assistance*. For example, CFDA numbers for Budget Subfunction 501, Elementary, Secondary, and Vocational Education, include a new program, 84.078—Special Education-Post Secondary Education Programs for Persons with Disabilities.

KEY TO LISTING

TYPE OF GRANT

- F** Formula grant
- P** Project grant
- F/P** Project grant subject to distribution formula

FORMULA DATA ELEMENTS

- A** **Population**—includes series such as total population and population by age, race, density, urban, rural, farm, handicapped, immigrant, and in poverty.
- B** **Income**—includes per capita income, median family income, aggregate personal income, and wages earned or paid.
- C** **Environment**—includes land area, land use, environmental conditions, environmental hazardous waste data, size of water systems, volume of oil and gas production, and miles of coastline.
- D** **Education**—includes enrollment, graduates, and educational expenditures.
- E** **Labor**—includes civilian labor force, unemployment levels, and employment statistics.
- F** **Transportation**—includes series, such as miles of highways and rail, aviation facilities, number of vehicles, and number of miles traveled.
- G** **Energy**—includes energy consumption, heating and cooling degree days, levels of energy conservation, fuel costs, and residential heating/cooling equipment.
- H** **Government**—includes taxation, expenditures, government employment, and salary levels.
- I** **Health**—includes illness data, vital statistics, and levels of health-related expenditures.

- J Price Indices**—includes consumer prices.
- K Housing**—includes number of units, condition of units, vacancy rates, and age of housing stock.
- L Economic Sectors**—includes business activity, manufacturing, retail trade, and agricultural statistics.
- M Miscellaneous Measures of Program Costs/Activity Levels**—includes series, such as number of meals or number of pints of milk served, other income received by an agency, estimated costs to complete a project, the number of eligible recipients, and prior-year program expenditures.
- N Equally among states**
- O Minimum for recipients**

RECIPIENT

- 1** State governments
- 2** State and local governments
- 3** Local governments
- 4** Governmental and others (e.g., public and private nonprofit organizations)
- 5** Indian tribes

FEDERAL FINANCIAL SHARE (PERCENT)

- 33-67** Dash indicates match is variable over the stated range.
- 80,30** Comma indicates federal percentage declines over time from the first percentage to the second.
- 50/75** Slash indicates federal share is different for different types of activities.
- 50:75** Colon indicates federal share is different for different types of recipients.
- CS** Cost-Shared—federal share less than 100 percent, but is not specified; it may be negotiable.

ADMINISTERING AGENCY

- AA** Administration on Aging (HHS)
- ACF** Administration for Children and Families (HHS)
- ACT** Action
- AGR** Department of Agriculture
- ARC** Appalachian Regional Commission

COM	Department of Commerce
DOD	Department of Defense
DOE	Department of Energy
DOJ	Department of Justice
DOL	Department of Labor
DOT	Department of Transportation
ED	Department of Education
EEOC	Equal Employment Opportunity Commission
EPA	Environmental Protection Agency
FEMA	Federal Emergency Management Agency
FMCS	Federal Mediation and Conciliation Service
GSA	General Services Administration
HCFA	Health Care Financing Administration (HHS)
HHS	Department of Health and Human Services
HUD	Department of Housing and Urban Development
INT	Department of Interior
NARA	National Archives and Records Administration
NFAH	National Foundation for the Arts and Humanities
PHS	Public Health Service (HHS)
SBA	Small Business Administration
SSA	Social Security Administration (HHS)
VA	Department of Veterans Affairs

**Federal Grants-in-Aid Funded
FY 1995**

BLOCK GRANTS

Budget Subfunction and Title	U.S. Code or Public Law	Type	Formula Data Elements	Recipient	Federal Financial Share (%)	Adminis- tering Agency	CFDA Number
401 Ground Transportation							
1. Surface Transportation Program	23 USC 104(b)(3), 133	Block	AF	1	80	DOT	20.205
2. Federal Transit Capital and Operating Assistance	49 USC App. 1604	Block	FM	3	50/80/90/95	DOT	20.507
451 Community Development							
1. Community Development/Entitlement	42 USC 5303-6	Block	AK	3	100	HUD	14.218
2. Community Development/States' Program	42 USC 5306	Block	AK	1	100	HUD	14.228
501 Elementary, Secondary, and Vocational Education							
1. Federal, State, and Local Partnerships for Educational Improvement	20 USC 2911-2952, 2971-2976	Block	A	1	100	ED	84.151
504 Training and Employment							
1. JTPA, Title IIA: Training Services for Disadvantaged Adult and Youth	29 USC 1501-1605	Block	AE	1	100	DOL	17.250
506 Social Services							
1. Community Services	42 USC 9801, 9901	Block	M	1, 5	100	ACF	93.569
2. Social Services	42 USC 1397-1397f	Block	A	1	100	ACF	93.667
550 Health							
1. Projects for Assistance in Transition from Homelessness	42 USC 290 dd	Block	A	1	75	PHS	93.150
2. Community Mental Health Services	42 USC 300x	Block	AL	1	100	PHS	93.958
3. Prevention and Treatment of Substance Abuse	42 USC 300x	Block	AM	1, 5	100	PHS	93.959
4. Preventive Health and Health Services	42 USC 300w	Block	AM	1, 5	100	PHS	93.991
551 Health Care Services							
1. Maternal and Child Health Services	42 USC 701	Block	AM	1	57	PHS	93.994
609 Other Income Security							
1. Low-Income Home Energy Assistance Program	42 USC 8621	Block	AG	1, 5	100	ACF	93.568
2. Payments to States for Child Care Assistance	42 USC 658A	Block	A	1, 5	100	ACF	93.575

CATEGORICAL GRANTS

Budget Subfunction and Title	U.S. Code or Public Law	Type	Formula Data Elements	Recipient	Federal Financial Share (%)	Adminis- tering Agency	CFDA Number
051 Department of Defense: Military							
1. Procurement Technical Assistance for Business Firms	10 USC 2413	P		4, 5	50-75	DOD	12.002
2. Military Construction, Army National Guard	10 USC 2233-2238	P		1	75/100	DOD	12.400
3. Community Economic Adjustment Planning Assistance	10 USC 2391	P		2, 5	75	DOD	12.607
4. Joint Land Use Studies	10 USC 2391	P		2	50	DOD	12.610
5. Community Economic Adjustment Planning Assistance for Reductions in Defense Industry Employment	10 USC 2391	P		2, 5	75	DOD	12.611
6. Community Base Reuse Plans	10 USC 2687 note	P		2	75	DOD	12.612
7. Growth Management Planning Assistance	10 USC 2391(b)	P		2	75	DOL	12.613
053 Atomic Energy Defense Activities							
1. Technology Development for Environmental Management	42 USC 2021g	P		4, 5	100	DOE	81.104
250 General Science, Space, and Technology							
1. State Memorandum of Agreement Program for Reimbursement of Technical Services	10 USC 2810	P		1	100	DOD	12.113
2. National Industrial Competitiveness through Energy, Environment and Economics	42 USC 13104	P		1	50	DOE	81.105
251 General Science and Basic Research							
1. Financial Assistance Program— Science Education and Technical Information	42 USC 7381	P		4	CS	DOE	81.109
270 Energy							
1. State Energy Conservation	42 USC 6323	F	AG	1	80	DOE	81.041
271 Energy Supply							
1. Nuclear Waste Disposal Siting	42 USC 10136	P		1, 5	100	DOE	81.065
2. Regional Biomass Energy Programs	PL 99-591	P		4	CS	DOE	81.079
3. Conservation Research and Development	PL 98-146	P		4	100	DOE	81.086
4. Renewable Energy Research and Development	PL 99-500	P		4	100	DOE	81.087
5. Fossil Energy Research and Development	PL 94-163	P		4	100	DOE	81.089
6. Environmental Restoration	42 USC 2051	P		4	CS	DOE	81.092
7. Oil Recovery Demonstration	42 USC 4321	P		4	50	DOE	81.107
272 Energy Conservation							
1. Energy Conservation Projects for Schools and Hospitals	42 USC 6371e(a), 6371g	F/P	AGG	4	50	DOE	81.052
2. Energy Conservation Program for Schools and Hospitals: Technical Assistance	42 USC 6371e(d)	F/P	AGG	4	50	DOE	81.052

Budget Subfunction and Title	U.S. Code or Public Law	Type	Formula Data Elements	Recipient	Federal Financial Share (%)	Adminis- tering Agency	CFDA Number
272 Energy Conservation (cont.)							
3. Energy Task Force for the Urban Consortium	42 USC 7133(a)(6) and (9); 7256(a)	P		3	100	DOE	81.081
276 Energy Information and Regulation							
1. Enhance Technology Transfer and Dissemination of Nuclear Energy Process and Safety Information	42 USC 2051(a) (5) and (b)	P		4	100	NRC	77.003
301 Water Resources							
1. Watershed Protection and Flood Prevention	16 USC 1003-4	P		2, 5	50-100	AGR	10.904
302 Conservation and Land Management							
1. Forestry Research	7 USC 450i, 16 USC 1643	P		4	CS	AGR	10.652
2. Rural Forestry Assistance	16 USC 2102	P		1	50	AGR	10.664
3. Urban Forestry Assistance	16 USC 2105	P		1	50	AGR	10.664
4. Rural Fire Prevention and Control	16 USC 2106	P		1	50	AGR	10.664
5. Cooperative Forestry Assistance	16 USC 2107	P		1	80-CS	AGR	10.664
6. Resource Conservation and Development	7 USC 1011(e)	P		4	25/90	AGR	10.901
7. Coastal Zone Management Program Administration	16 USC 1455	F	AC	1	80	COM	11.419
8. Wildlife Habitat Management Technical Assistance	16 USC 670	P		1	100	INT	15.219
9. Cooperative Inspection Agreements with States and Tribes	30 USC 1732	P		1, 5	50	INT	15.222
10. Cultural Resource Management	16 USC 470, 470aa 43 USC 1701	P		4	100	INT	15.224
11. Recreation Resource Management	43 USC 1701	P		4	CS	INT	15.225
12. Regulation of Surface Coal Mining and Surface Effects of Underground Coal Mining	30 USC 1295	P		1	80,60,50/100	INT	15.250
13. Abandoned Mine Land Reclamation	30USC 1232(g)	P		1, 5	100	INT	15.252
303 Recreational Resources							
1. Anadromous Fish Conservation	16 USC 757a-g	P		1, 5	50-67	INT	15.600
2. Sport Fish Restoration	16 USC 777, 777b-e	F	AC	1	75	INT	15.605
3. Wildlife Restoration	16 USC 669, 669b,c	F	AC	1	75	INT	15.611
4. Hunter Safety Program	16 USC 669g, 669c	F	A	1	75	INT	15.611
5. Endangered Species Conservation	16 USC 1535(c),(d)	P		1	75/90	INT	15.612
6. Cooperative Endangered Species Conservation Fund	16 USC 1535(d)(1)	P		1	75/90	INT	15.615
7. Wildlife Conservation and Appreciation	PL 102-587, Sec. 7105	P		1	33:40	INT	15.617
8. Historic Preservation Fund	16 USC 470a(d)	F/P	MM	1	60	INT	15.904
9. Outdoor Recreation: Acquisition, Development, and Planning	16 USC 460 1-8	F/P	A	1, 5	50	INT	15.916
10. Urban Park and Recreation Recovery Program: Rehabilitation and Innovation	16 USC 2505(a)	P		3	70/85	INT	15.919
11. Urban Park and Recreation Recovery Action Program: Planning	16 USC 2505(b)	P		3	50	INT	15.919

Budget Subfunction and Title	U.S. Code or Public Law	Type	Formula Data Elements	Recipient	Federal Financial Share (%)	Adminis- tering Agency	CFDA Number
304 Pollution Control and Abatement							
1. Solid Waste Management	7 USC 1932(b)	P		4	100	AGR	10.762
2. Air Pollution Control Program Support	42 USC 7405	P		2	60-67	EPA	66.001
3. State Indoor Radon	15 USC 2666	P		1	75,60,50	EPA	66.032
4. Water Pollution Control: State and Interstate Program Support	33 USC 1256	F	CCCC	1	100	EPA	66.419
5. State Public Water System Supervision	42 USC 300j-2(a)	F/P	ACC	1	75	EPA	66.432
6. State Underground Water Source Protection	42 USC 300j-2(b)	F	ACM	1, 5	75	EPA	66.433
7. Water Pollution Control: Lake Restoration	33 USC 1324(b)	P		1, 5	50/70	EPA	66.435
8. Construction Management Assistance	33 USC 1285(g)	P		1, 5	100	EPA	66.438
9. Water Quality Management Planning	33 USC 1285(j)	P		1	100	EPA	66.454
10. National Estuary Program	33 USC 1330	P		4	75	EPA	66.456
11. Capitalization Grants for State Revolving Funds	33 USC 1381	F	M	1	80	EPA	66.458
12. Nonpoint Source Implementation	33 USC 1329	P		1, 5	60	EPA	66.460
13. Wetlands Protection—State Development	33 USC 1254(b)(3)	P		1, 5	75	EPA	66.461
14. National Pollution Discharge Elimination System	33 USC 1254(b)(3)	P		4	95	EPA	66.463
15. Wellhead Protection Demonstration Projects	42 USC 300h-7	P		2, 5	95	EPA	66.465
16. Wastewater Operator Training	33 USC 1254(g)	P		1, 5	75/95	EPA	66.467
17. Environmental Justice Grants to Small Community Groups	CERCLA of 1980, Sec. 311(c)(10)	P		4	95/100	EPA	66.604
18. Consolidated Pesticide Compliance Monitoring	7 USC 136u	P		1, 5	85	EPA	66.700
19. Toxic Substances Compliance Monitoring	15 USC 2627	P		1	75	EPA	66.701
20. TSCA Title IV State Lead Grants—Certification of Lead-Based Paint Professionals	PL 102-550, Sec. 1021	P		1, 5	100	EPA	66.707
21. Pollution Prevention	42 USC 13104	P		1	50	EPA	66.708
22. Hazardous Waste Management: State Program Support	42 USC 6931	F	ACM	2	75	EPA	66.801
23. Solid Waste Disposal: Program Implementation	42 USC 6948(a)(2)(A)	F/P	ACM	2	100	EPA	66.801
24. Solid Waste Disposal: Rural Communities Assistance	42 USC 6949	F/P	ACM	1	75	EPA	66.801
25. Superfund State Site-Specific Cooperative Agreements	42 USC 9604	P		1, 5	50-90	EPA	66.802
26. State Underground Storage Tanks Program	42 USC 6991	P		1	75	EPA	66.804
27. Underground Storage Tank Trust Fund Program	PL 99-499, Sec. 9003(h)	P		1	90	EPA	66.805
28. Superfund State Core Program Cooperative Agreements	42 USC 9604(d)	P		1, 5	90	EPA	66.809
29. Emergency Planning and Community Right-to-Know Technical Assistance Grants	15 USC 2627	P		1, 5	75	EPA	66.810
30. Environmental Education	20 USC 5505	P		4	75	EPA	66.951
31. Health Program for Toxic Substances and Disease Registry	42 USC 9601	P		4	100	PHS	93.161
32. Educating Health Professionals Regarding Environmentally Hazardous Substances	42 USC 9604(i)(14) and (15)	P		1	100	PHS	93.200
33. Public Health Assessments and Related Site-Specific Biologic Testing	42 USC 9604(i)(4), (6) and (15)	P		1, 5	100	PHS	93.201
34. Health Activities Recommendation Panel Health Activities	42 USC 9604(i)(7)(A) and (15)	P		1	100	PHS	93.203 and 93.205

Budget Subfunction and Title	U.S. Code or Public Law	Type	Formula Data Elements	Recipient	Federal Financial Share (%)	Adminis- tering Agency	CFDA Number
304 Pollution Control and Abatement (cont.)							
35. Surveillance of Hazardous Substance Emergency Events	42 USC 9604(i)(1)(E) (9) and (15)	P		1, 5	100	PHS	93.204 and 93.207
36. Health Studies Initiative of Priority Health Conditions	42 USC 9604(i)(7), (9) and (15)	P		1, 5	100	PHS	93.206
306 Other Natural Resources							
1. Geodetic Surveys and Services	33 USC 883a, d, e	P		2	CS	COM	11.400
2. Anadromous Fish Conservation	16 USC 757a,d	P		4	50/67/90	COM	11.405
3. Interjurisdictional Fisheries Act of 1986	16 USC 779a, 779b(a), (c) and (d)	F	LM	1	75/90	COM	11.407
4. Sea Grant Support	33 USC 1122-24	P		4	67/100	COM	11.417
5. Costal Zone Management Estuarine Research Reserves	16 USC 1461	P		1	50	COM	11.420
6. Financial Assistance for Ocean Resources Conservation and Assessment	33 USC 1443	P		4	95	COM	11.426
7. Intergovernmental Climate Programs	15 USC 2905	P		4	100	COM	11.428
8. Marine Sanctuary Program	16 USC 1431	P		4	100	COM	11.429
9. Undersea Research	33 USC 883e	P		4	100	COM	11.430
10. Climate and Atmospheric Research	15 USC 2905	P		4	100	COM	11.431
11. Environmental Research Laboratories Joint Institutes	15 USC 1525	P		1	CS	COM	11.432
12. Marine Mammal Data Program	16 USC 1383a(i)	P		4	100	COM	11.439
13. Research in Remote Sensing of the Earth and Environment	15 USC 313, 49 USC 1463	P		4	100	COM	11.440
14. Unallied Industry Projects	16 USC 661-666c	P		4, 5	100	COM	11.452
15. Unallied Management Projects (NOAA)	16 USC 661-666c	P		4, 5	100	COM	11.454
16. Climate and Air Quality Research	49 USC 1463	P		4	100	COM	11.459
17. Hydrologic Research	15 USC 313, 1525	P		4	100	COM	11.462
18. Habitat Conservation	33 USC 1901 et seq.	P		4	100	COM	11.463
19. Meteorologic Modernization Development	15 USC 313, 1525	P		4	100	COM	11.467
20. Congressionally Identified Construction Projects	PL 102-395, Title II	P		4	100	COM	11.469
21. Unallied Science Program	16 USC 753a	P		4, 5	100	COM	11.472
22. Mining and Mineral Resources and Research Institutes	30 USC 1221	F/P		1	33/100	INT	15.308
351 Farm Income Stabilization							
1. Temporary Emergency Food Assistance (Administrative Costs)	7 USC 612c note	F	BE	1	100	AGR	10.568
2. Temporary Emergency Food Assistance (Food Commodities)	7 USC 612c note	F	AE	1	100	AGR	10.569
352 Agriculture Research and Services							
1. Agricultural Research: Basic and Applied Research	7 USC 427i	P		1	100	AGR	10.001
2. Plant and Animal Disease, Pest Control, and Animal Care	7 USC 147a and various others	P		4	CS	AGR	10.025
3. Animal Damage Control	7 USC 426, 426b, 426c	P		4	CS	AGR	10.028

Budget Subfunction and Title	U.S. Code or Public Law	Type	Formula Data Elements	Recipient	Federal Financial Share (%)	Adminis- tering Agency	CFDA Number
352 Agriculture Research and Services (cont.)							
4. Federal-State Marketing Improvement Program	7 USC 1623(b)	P		1	50	AGR	10.156
5. Agricultural Research: Special Research	7 USC 450i	P		4	CS	AGR	10.200
6. Cooperative Forestry Research	16 USC 528a-1,3	F	CM	1	50	AGR	10.202
7. Payments to Agricultural Experiment Stations under Hatch Act	7 USC 361c	F	A	1	100-50	AGR	10.203
8. Agricultural Research: Competitive Research Grants	7 USC 450i	P		4	100	AGR	10.206
9. Animal Health and Disease Research	7 USC 3195	F	M	4	100	AGR	10.207
10. Sustainable Agricultural Research and Education	7 USC 4701	P		4	100	AGR	10.215
11. Housing Application Packaging	42 USC 1479	P		4	100	AGR	10.442
12. Cooperative Extension Service	7 USC 341-43	F	A	1, 5	43	AGR	10.500
13. Rural Technology Development	7 USC 1932 (f)(1)	P		4, 5	75	AGR	10.771
371 Mortgage Credit and Thrift Insurance							
1. Farm Labor Housing	42 USC 1486(a)	P		4, 5	90	AGR	10.405
376 Other Advancement and Regulation of Commerce							
1. Export Promotion–Market Development Cooperator	15 USC 4723	P		4	33	COM	11.112
2. Fisheries Development and Utilization Research and Development	15 USC 713c-3	P		4	50-100	COM	11.427
3. Measurement and Engineering Research and Standards	15 USC 271 et seq.	P		4	100	COM	11.609
4. State Technology Extension Program	15 USC 2781	P		1	50	COM	11.613
5. Minority Business Development Centers	PL 100-459	P		2, 5	CS	COM	11.800
6. Management and Technical Assistance for Socially and Economically Disadvantaged Businesses	PL 95-507, Sec. 7(j)	P		4, 5	100	SBA	59.007
7. Natural Resource Development (Tree Planting)	16 USC 651	F/P	A	1	75	SBA	59.045
401 Ground Transportation							
1. Federal Aid Highways: Interstate System: Highway Substitution	23 USC 103(e)(4)	F	F	1	85/100	DOT	20.205
2. National Highway System	23 USC 104(b)(1)	F	AFM	1	80	DOT	20.205
3. Congestion Mitigation and Air Quality Improvement	23 USC 104(b)(2)	F	AC	1	80	DOT	20.205
4. Federal Aid Highways: Interstate System: Construction	23 USC 104(b)(5)(A)	F	F	1	90	DOT	20.205
5. Federal Aid Highways: Interstate System: Resurfacing, Restoring, Rehabilitating, Reconstructing	23 USC 104(b)(5)(B)	F	F	1	90	DOT	20.205
6. Transportation Planning in Urban Areas	23 USC 104(f),134	F/P	A	1	70/90	DOT	20.205
7. Federal Aid Highways: Emergency Relief	23 USC 125	P		1	100	DOT	20.205
8. Federal Aid Highways: Eliminating Hazards of Railway-Highway Crossings	23 USC 130	F	ACCF	1	90	DOT	20.205
9. Federal Aid Highways: Special Bridge Replacement and Rehabilitation	23 USC 144(e)	F/P	M	1	80	DOT	20.205
10. Federal Aid Highways: Hazard Elimination	23 USC 152(e)	F	AF	1	90	DOT	20.205
11. Federal Aid Highways: Minimal Allocation	23 USC 157	F	M	1	100	DOT	20.205
12. Highway Planning and Research	23 USC 307(c)	F	M	1	80	DOT	20.205

Budget Subfunction and Title	U.S. Code or Public Law	Type	Formula Data Elements	Recipient	Federal Financial Share (%)	Adminis- tering Agency	CFDA Number
401 Ground Transportation (cont.)							
13. Motor Carrier Safety Assistance Program	49 USC App. 2301-04	F	AFM	2	80	DOT	20.218
14. National Recreational Trails Program	16 USC 1261	F/P	NG	1	50	DOT	20.219
15. Railroad Safety: State Participation	45 USC 435(d)	P		1	50	DOT	20.303
16. Local Rail Freight Assistance	49 USC App. 1654	F	F	1	70	DOT	20.308
17. Federal Transit Capital Improvement Grants	49 USC App. 1602	P		2	75/90	DOT	20.500
18. Federal Transit Managerial Training	49 USC App. 1607b	P		2	50	DOT	20.503
19. Federal Transit Technical Studies	49 USC App. 1607(d)	P		2	80	DOT	20.505
20. Public Transportation for Nonurbanized Areas	49 USC App. 1614	F	A	3, 5	50/90/95	DOT	20.509
21. Human Resource Program	49 USC 1616	P		4	100	DOT	20.511
22. Federal Transit Technical Assistance	49 USC 1605	P		2	100	DOT	20.512
23. Capital Assistance Program for Elderly Persons and Persons with Disabilities	PL 102-240, Sec. 3021	F/P	AI	4	80/90	DOT	20.513
24. Transit Planning and Research	PL 102-240, Sec. 26	P		4	CS/90/50	DOT	20.514
25. State Planning and Research (Transit)	49 USC App. 1622	F	A	1	varies	DOT	20.515
26. Highway Safety: Basic Grants	23 USC 402	F	AF	1, 5	75/50	DOT	20.600
27. Alcohol Traffic Safety and Drunk Driving Prevention Incentive Grants	23 USC 408	P		1	75,50,25	DOT	20.601
28. Motorcycle Helmet and Safety Belt Incentive	23 USC 153	P		1	75,50,25	DOT	20.602
402 Air Transportation							
1. Airport Improvement Program	49 USC 2204	F	A	1	**	DOT	20.106
403 Water Transportation							
1. Boating Safety Financial Assistance	46 USC 13101-10	F	HM	1	50	DOT	20.005
2. Development and Promotion of Ports and Intermodal Transportation	PL 96-371	P		4	50	DOT	20.801
407 Other Transportation							
1. State Access to the Oil Spill Liability Trust Fund	PL 101-380, Sec. 1012(d)(1)	P		1	100	DOT	20.006
2. Pipeline Safety	49 USC App. 1671	F	M	1	50	DOT	20.700
3. Interagency Hazardous Materials Public Sector Training and Planning	PL 101-615, Sec. 1777a(b)	P		1	80	DOT	20.703
4. Support Mechanisms for Disadvantaged Businesses	49 USC 232	P		4	100	DOT	20.903
451 Community Development							
1. Community Development/Small Cities Program (HUD Administered)	42 USC 5306(d)	F/P	AK	2, 5	100	HUD	14.219
2. Community Development/Special Purpose Grants/ Technical Assistance	42 USC 5307(a)(8)	P		4, 5	100	HUD	14.227
3. Emergency Shelter	PL 100-77, Secs. 411-417	F	M	2, 5	100	HUD	14.231

** Varies with type of airport and type of activity aided.

Budget Subfunction and Title	U.S. Code or Public Law	Type	Formula Data Elements	Recipient	Federal Financial Share (%)	Administering Agency	CFDA Number
451 Community Development (cont.)							
4. Community Development Work-Study Program	42 USC 5307	P		4	100	HUD	14.234
5. Empowerment Zones Program	PL 103-66, Sec. 13301	P		3	100	HUD, AGR ACF	14.244 10.772 93.585
6. General Research and Technology Activity (Housing and Urban Development)	12 USC 1701z-1	P		4	100	HUD	14.506
7. Public and Indian Housing-Early Childhood Development	42 USC 1427t	P		4, 5	100	HUD	14.860
	42 USC 1427t	P		4, 5	100	HUD	14.860
452 Area and Regional Development							
1. Water and Waste Disposal Systems for Rural Communities	7 USC 1926(a)(2)	F/P	A	4, 5	100	AGR	10.760
2. Emergency Community Water Assistance	7 USC 1926(a)	P		4, 5	100	AGR	10.763
3. Rural Development	7 USC 1989	F/P	AB		100	AGR	10.769
4. Water and Waste Disposal	7 USC 1926(c)	P		4, 5	75	AGR	10.770
5. Economic Development: Grants for Public Works and Development Facilities	42 USC 3131(a)(b), and (c); 3171(a)(3)	P		4, 5	50:80	COM	11.300
6. Economic Development: Support for Planning Organizations	42 USC 3151(b)	P		4, 5	75	COM	11.302
7. Economic Development: Technical Assistance	42 USC 3151(a)	P		4, 5	75	COM	11.303
8. Economic Development: Public Works Impact Projects	42 USC 3131	P		3	50/100	COM	11.304
	3161(a) and (c)						
9. Economic Development: State and Local Economic Development Planning	42 USC 3151a(a)	P		2	75	COM	11.305
10. Special Economic Development and Adjustment Assistance	42 USC 3243	F/P	ABE	4, 5	75	COM	11.307
11. Appalachian Supplemental Grants (Community Development)	40 USC App. 214	P		4	50/80	ARC	23.002
12. Appalachian Regional Development: Highway System	40 USC App. 201	P		1	80	ARC	23.003
13. Appalachian Health Programs	40 USC App. 202	P		4	50/80	ARC	23.004
14. Appalachian Housing Projects: Planning and Technical Assistance	40 USC App. 207	P		4	80	ARC	23.005
15. Appalachian Housing Projects: Site Development and Offsite Improvements	40 USC App. 207(c)	P		4	100	ARC	23.005
16. Appalachian Regional Projects: Local Access Roads	40 USC App. 201	P		4	80	ARC	23.008
17. Appalachian Local Development District Assistance	40 USC App. 302 (a)(1)	P		3	50	ARC	23.009
18. Appalachian Mine Area Restoration	40 USC App. 205	P		4	50	ARC	23.010
19. Appalachian Regional Development: State Research, Technical Assistance, and Demonstration Projects	40 USC App. 302 (a)(2)	P		2	50/100	ARC	23.011
20. Appalachian Vocational and Other Education Facilities and Operations	40 USC App. 211(a)	P		4	50	ARC	23.012
21. Appalachian Vocational and Technical Education Demonstration Projects: Planning, Construction and Operation	40 USC App. 211(b)	P		2	80	ARC	23.012
22. Appalachian Child Development	40 USC App. 202	P		1	50/80	ARC	23.013

Budget Subfunction and Title	U.S. Code or Public Law	Type	Formula Data Elements	Recipient	Federal Financial Share (%)	Adminis- tering Agency	CFDA Number
453 Disaster Relief and Insurance							
1. Community Assistance Program— State Support Services Element	42 USC 4001 et seq.	F	A	1	75	FEMA	83.105
2. State Disaster Preparedness Grants	42 USC 5131(d)	P		1	50	FEMA	83.505
3. Disaster Assistance for Performance of Essential Services	42 USC 5170b	P		2, 5	50/75	FEMA	83.516
4. Disaster Assistance: Repair, Reconstruct, or Replace Public Facilities	42 USC 5172	P		2, 5	75	FEMA	83.516
5. Disaster Assistance: Debris Removal	42 USC 5173	P		2, 5	75	FEMA	83.516
6. Disaster Assistance to States for Individual and Family Grant Program (Administration)	42 USC 5178(a)	P		1, 5	75	FEMA	83.516
7. Disaster Assistance: Crisis Counseling Assistance and Training	42 USC 5183	P		4, 5	100	FEMA	83.516
8. Disaster Assistance: Fire Suppression	42 USC 5187	P		1, 5	70	FEMA	83.516
9. Disaster Assistance: Removal of Damaged Timber	42 USC 5188(d)	P		2, 5	75	FEMA	83.516
501 Elementary, Secondary, and Vocational Education							
1. Adult Education: State Administered Basic Grant Programs	20 USC 1203, 4,5,6,1211(a)	F	A	1	85,80,75	ED	84.002
2. Bilingual Education	20 USC 3222, 3223, 3231	P		2, 5	100	ED	84.003
3. Desegregation Assistance, Civil Rights Training, and Advisory Service	42 USC 2000 c-4	P		4	100	ED	84.004
4. Education of Children with Disabilities in State Operated or Supported Schools	20 USC 2771, 2772	F	AD	1	100	ED	84.009
5. Chapter I Grants to Local Educational Agencies	20 USC 2711	F	AAD	3, 5	100	ED	84.010
6. Migrant Education: Basic State Grant Program	20 USC 2761,2762	F	AD	1	100	ED	84.011
7. Educationally Deprived Children: State Administration	20 USC 2844	F	M	1	100	ED	84.012
8. Chapter I Program for Neglected and Delinquent Children	20 USC 2781, 2782	F	D	1	100	ED	84.013
9. Follow Through	42 USC 2929	P		4	80	ED	84.014
10. Special Education: Innovation and Development	20 USC 1441	P		4	100	ED	84.023
11. Special Education: Physical Education and Recreation	20 USC 1442	P		4	CS	ED	84.023
12. Early Education for Children with Disabilities	20 USC 1423	P		4	90	ED	84.024
13. Services for Children with Deaf-Blindness	220 USC 1422	P		4	100	ED	84.025
14. Media and Captioning for Individuals with Disabilities	20 USC 1452(b)(3)-(5)	P		4	100	ED	84.026
15. Special Education Grants to States	20 USC 1411-14	F	AD	2, 5	100	ED	84.027
16. Special Education: Regional Resource Centers	20 USC 1421	P		4	100	ED	84.028
17. Special Education: Personnel Development and Parent Training	20 USC 1432	P		4	100	ED	84.029
18. Clearinghouses for Individuals with Disabilities	20 USC 1433	P		4	100	ED	84.030
19. Impact Aid: Construction	20 USC 631, 633 634, 635, 636, 637	F	DM	3	100	ED	84.040
20. Impact Aid: Construction Assistance in Cases of Disasters	20 USC 646	P		3	100	ED	84.040
21. Impact Aid: Maintenance and Operation	20 USC 238, 240	F	D	3	100	ED	84.041
22. Vocational Education: Basic Grants to States	20 USC 2330	F	AB	1	50/100	ED	84.048
23. Vocational Education: Consumer and Homemaking Education	20 USC 2380	F	AB	1	50/90	ED	84.049

Budget Subfunction and Title	U.S. Code or Public Law	Type	Formula Data Elements	Recipient	Federal Financial Share (%)	Adminis- tering Agency	CFDA Number
501 Elementary, Secondary, and Vocational Education (cont.)							
24. National Vocational Education Research	20 USC 2401	P		4	100	ED	84.051
25. Vocational Education: State Councils	20 USC 2305	F	AB	1	100	ED	84.053
26. Indian Education: Local Educational Agencies	20 USC 241bb	F	AD	3, 5	100	ED	84.060
27. Indian Education: Special Programs and Projects	20 USC 3385	P		4, 5	100	ED	84.061
28. National Diffusion Program (National Diffusion Network)	20 USC 2962	P		4	100	ED	84.073
29. Bilingual Vocational Training	20 USC 2414	P		4	100	ED	84.077
30. Special Education: Post-secondary Education for Persons with Disabilities	20 USC 1424a	P		4	100	ED	84.078
31. Women's Educational Equity	20 USC 3342	P		4	100	ED	84.083
32. Special Education: Programs for Severely Disabled Children	20 USC 1424	P		4	100	ED	84.086
33. Bilingual Vocational Instructor Training	20 USC 2416	P		4	100	ED	84.099
34. Bilingual Vocational Materials, Methods, Techniques	20 USC 2418	P		4	100	ED	84.100
35. Law Related Education	20 USC 2965	P		4	100	ED	84.123
36. Migrant Education: Coordination Program	20 USC 2783	P		1	100	ED	84.144
37. Secondary Education and Transitional Services for Youth with Disabilities	20 USC 1425-27	P		4	100	ED	84.158
38. Special Studies for Persons with Disabilities	20 USC 1488	P		1	60	ED	84.159
39. Emergency Immigrant Education	20 USC 4105	F	A	1	100	ED	84.162
40. Eisenhower Mathematics and Science Education: State Grants	20 USC 3963	F	A	1, 5	100	ED	84.164
41. Magnet Schools Assistance	20 USC 4051	P		3	100	ED	84.165
42. Mathematics and Science Education National Program	20 USC 2992	P		4	100	ED	84.168
43. Special Education: Preschool Grants	20 USC 1419	F	D	1	100	ED	84.173
44. Vocational Education: Community-Based Organizations	20 USC 2351	F/P	A	1	100	ED	84.174
45. Leadership in Educational Administration Development	20 USC 1109-1109d	P		4	50/25	ED	84.178
46. Technology, Educational Media and Materials for Individuals with Disabilities	20 USC 1461	P		4	100	ED	84.180
47. Infants and Families with Disabilities	20 USC 1473-5	P		1	100	ED	84.181
48. Drug-Free Schools and Communities: National Programs	20 USC 4641	P		4	100	ED	84.184
49. Drug-Free Schools and Communities: State Grants	42 USC 3712 et seq.	F	A	1	100	ED	84.186
50. Drug-Free Schools and Communities: Regional Centers	20 USC 4602	F/P	A	4	100	ED	84.188
51. Christa McAuliffe Fellowships	PL 102-325, T. V, Pt. C, Subpt. 2	F	AH	1	100	ED	84.190
52. Adult Education—Literacy Training for Homeless Adults	42 USC 11421	F	AAD	1	100	ED	84.192
53. Bilingual Education Support Services	20 USC 3231	P		4	100	ED	84.194
54. Bilingual Education Training	20 USC 3251	P		4	100	ED	84.195
55. Education for Homeless Children and Youth	42 USC 11432	F	AAD	1, 5	100	ED	84.196
56. Workplace Literacy Partnerships	PL 100-297	P		4	70/100	ED	84.198
57. Vocational Education Cooperative Demonstration	20 USC 2450	P		4	75	ED	84.199
58. Dropout Demonstration Assistance	PL 100-297	P		4	90,75	ED	84.201
59. School, College, and University Partnerships	20 USC 1105b	P		4	70,60,50	ED	84.204
60. Drug-Free Schools and Communities: School Personnel Training	20 USC 3202	P		2	100	ED	84.207

Budget Subfunction and Title	U.S. Code or Public Law	Type	Formula Data Elements	Recipient	Federal Financial Share (%)	Adminis- tering Agency	CFDA Number
501 Elementary, Secondary, and Vocational Education (cont.)							
61. First Schools and Teachers	20 USC 4811	P		4	100	ED	84.211
62. First Family School Partnership	20 USC 4823	P		3	100	ED	84.212
63. Even Start: State Educational Agencies	20 USC 2742	P		3	90,80,70,60	ED	84.213
64. Even Start: Migrant Education	20 USC 2743	P		1	90,80,70,60	ED	84.214
65. Fund for the Improvement of Education	20 USC 3151-57	P		4	100	ED	84.215
66. Capital Expenses	20 USC 2727	F	A	4	100	ED	84.216
67. State Program Improvement	20 USC 2825	F	M	1	100	ED	84.218
68. English Literacy Program	PL 100-297	F	A	1	100	ED	84.223
69. State Grants for Assistive Technology to Individuals with Disabilities	PL 100-407	P		1	100	ED	84.224
70. Drug Free Schools and Communities: Emergency Grants	20 USC 3216	P		3	100	ED	84.233
71. Special Education: Program for Children with Serious Emotional Disturbance	20 USC 1426	P		4	100	ED	84.237
72. Drug Free Schools—Counselor Training	20 USC 3202	P		4	100	ED	84.241
73. Tech-Prep Education	20 USC 2394a	F	AB	1, 5	100	ED	84.243
74. Demonstration Projects for the Integration of Vocational and Academic Learning	20 USC 2420	P		4, 5	100	ED	84.248
75. Foreign Languages Assistance	20 USC 3003	F	A	1	50	ED	84.249
76. Supplementary State Grants for Facilities, Equipment and Other Program Improvement Activities	20 USC 2395	F	AAD	1	100	ED	84.253
77. State Literacy Resource Centers	PL 102-73, Sec. 103	F	A	1	80,70,60	ED	84.254
78. Literacy Programs for Incarcerated Prisoners	20 USC 1211 et seq.	P		2	100	ED	84.255
502 Higher Education							
1. International Research and Studies	20 USC 1125	P		4	100	ED	84.017
2. International: Overseas Group Projects	22 USC 2452	P		4	100	ED	84.021
3. Talent Search	20 USC 1070d, 1070d-1	P		4	100	ED	84.044
4. Upward Bound	20 USC 1070d, 1070d-1	P		4	100	ED	84.047
5. Educational Opportunity Centers	20 USC 1070d, 1070d-1	P		4	100	ED	84.066
6. State Student Incentives Grants	20 USC 1070c	F	D	1	50	ED	84.069
7. Douglas Teacher Scholarships	20 USC 1111-1111h	F	A	1	100	ED	84.176
8. Byrd Honors Scholarships	20 USC 1070d-31	F	M	1	100	ED	84.185
9. Periodicals Published Outside the U.S.	20 USC 1125a	P		4	100	ED	84.251
10. State Post-secondary Review	PL 102-325, Sec. 499	F	M	1	100	ED	84.267
11. Teacher Corps	20 USC 1106	P		1	100	ED	84.270
12. National Early Intervention Scholarship and Partnership (NEISP)	20 USC 1070a-23	F	H	1	50	ED	84.272
503 Research and General Education Aids							
1. Public Telecommunications Facilities: Construction and Planning	47 USC 390-94; 397-99b	P		4, 5	75/100	COM	11.550

Budget Subfunction and Title	U.S. Code or Public Law	Type	Formula Data Elements	Recipient	Federal Financial Share (%)	Adminis- tering Agency	CFDA Number
503 Research and General Education Aids (cont.)							
2. National Endowment for Children's Educational Television (NECET)	47 USC 394(b)	P		4	75	COM	11.551
3. Telecommunications and Information Infrastructure Assistance Program	47 USC 391	P		4	50-75	COM	11.552
4. Promotion of the Arts: Project and Production Grants	20 USC 954(g)	P		4	50	NFAH	Various from 45.001 to 45.023
5. Promotion of the Arts: State and Regional Programs	20 USC 954(g)	F	A	1	50	NFAH	45.007
6. Promotion of the Humanities	20 USC 956(g)	P		4, 5	CS	NFAH	Various from 45.104 to 45.150
7. Promotion of the Humanities: State Programs	20 USC 956(f)	F	A	1	50	NFAH	45.129
8. Institute of Museum Services	20 USC 965	P		4	50	NFAH	45.301
9. Public Library Services	20 USC 351c	F	AB	1	33-67	ED	84.034
10. Interlibrary Cooperation and Resource Sharing	20 USC 355e	F	AB	1	100	ED	84.035
11. Library Research and Demonstrations	20 USC 1034	P		4	100	ED	84.039
12. Improving Access to Research Library Resources	20 USC 1041-6	P		4	100	ED	84.091
13. Educational Research and Development	20 USC 1221e-(e)(1), (e)(2)	P		4	100	ED	84.117
14. Public Library Construction and Technology Enhancement	20 USC 351c	F	AB	1	33-66	ED	84.154
15. Library Literacy	30 USC 375	P		2	100	ED	84.167
16. Star Schools	20 USC 4081-86	P		4, 5	75	ED	84.203
17. Javits Gifted and Talented Students Education Grant Program	20 USC 3047	P		4, 5	100	ED	84.206
18. Education Partnerships	20 USC 5033	P		4	90,75,50,331/3	ED	84.228
19. Training Program for Educators: Alcohol Abuse	20 USC 3156.1(b)	P		4	100	ED	84.238
20. Foreign Language Materials Acquisition	20 USC 371	P		2	100	ED	84.239
504 Training and Employment							
1. Employment Service	29 USC 49d	F	E	1	100	DOL	17.207
2. Senior Community Service Employment	42 USC 3056(b)	F/P	ABHM	4	90	DOL	17.235
3. Employment and Training Assistance: Dislocated Workers	29 USC 1651-58	F	E	1	100	DOL	17.246
4. Migrant and Seasonal Farmworkers	29 USC 1672 note	F/P	A	4	100	DOL	17.247
5. Employment and Training Research and Development Projects	29 USC 1732-3	P		4	100	DOL	17.248
6. Employment Services and Job Training: Pilot and Demonstration Programs	29 USC 1732-3	P		4	100	DOL	17.249
7. Summer Youth Employment and Training Program	29 USC 1501-92,1631-4	F	AE	1	100	DOL	17.250
8. Veterans Employment Program	20 USC 1721	P		4	50	DOL	17.802
505 Other Labor Services							
1. Labor Force Statistics	29 USC 2, 5	P		1	100	DOL	17.002

Budget Subfunction and Title		U.S. Code or Public Law	Type	Formula Data Elements	Recipient	Federal Financial Share (%)	Adminis- tering Agency	CFDA Number
505	Other Labor Services (cont.)							
2.	Compensation and Working Conditions Data	29 USC 673(b)	P		2	50	DOL	17.005
3.	Labor-Management Cooperation	29 USC 125a	P		4	75:90	FMCS	34.002
506	Social Services							
1.	Housing Counseling Assistance Program	12 USC 1701x(a)(2)	P		4	100	HUD	14.169
2.	Foster Grandparent Program	42 USC 5011(a)	P		4	90	ACT	72.001
3.	Retired Senior Volunteer Program (RSVP)	42 USC 5001	P		4	90,80,70	ACT	72.002
4.	Senior Companion Program	42 USC 5013	P		4	90	ACT	72.008
5.	Rehabilitation Services: Vocational Rehabilitation Grants to States	29 USC 730	F	AB	1	80	ED	84.126
6.	Rehabilitation Services: Service Projects	29 USC 732	P		1	CS	ED	84.128
7.	Rehabilitation Services and Facilities: (Construction Grants)	29 USC 771(b)	P		4	50-67	ED	84.128
8.	Rehabilitation Services and Facilities: (Staffing Grants)	29 USC 771(c)	P		4	75,30	ED	84.128
9.	Rehabilitation Services and Facilities: (Planning Grants)	29 USC 771(d)	P		4	90	ED	84.128
10.	Rehabilitation Services and Facilities: (Vocational Training Service for Handicapped Individuals)	29 USC 772(b)	P		4	90	ED	84.128
11.	Rehabilitation Services and Facilities: Operation Grants	29 USC 772(c)	P		4	80	ED	84.128
12.	Rehabilitation Services and Facilities: Training, Traineeships, and Related Activities	29 USC 774(a)	P		4	90	ED	84.128
13.	Rehabilitation Services and Facilities: Migratory Workers	29 USC 777b,776, 721	P		2	90	ED	84.128
14.	Rehabilitation Services and Facilities: Reader Services for the Blind	29 USC 777d	P		4	90	ED	84.128
15.	Rehabilitation Services and Facilities: Interpreter Services for the Deaf	29 USC 777e	P		4	90	ED	84.128
16.	Rehabilitation Services and Facilities: Special Recreational Programs	29 USC 777f	P		4	100	ED	84.128
17.	Rehabilitation Long-Term Training	29 USC 774	P		4	CS	ED	84.129
18.	Centers for Independent Living	29 USC 796e	P		4	100	ED	84.132
19.	National Institute on Disability and Rehabilitation Research	29 USC 761a	P		4	CS	ED	84.133
20.	Training Interpreters for Deaf and Deaf-Blind Individuals	29 USC 774(d)	P		4	CS	ED	84.160
21.	Rehabilitation Services: Client Assistance Program	29 USC 732(e)	F	A	1	100	ED	84.161
22.	Independent Living Services	29 USC 796	P		1	50/90	ED	84.169
23.	Rehabilitation Services: Independent Living Services for Older Individuals Who Are Blind	29 USC 796f	P		1	100	ED	84.177
24.	Supported Employment Services for Individuals with Severe Disabilities	29 USC 795 j-q	F	A	1	100	ED	84.187
25.	Demonstration and Innovation Projects of National Significance in Assistive Technology for Individuals with Disabilities	29 USC 2261	P		4	90	ED	84.231
26.	Projects with Industry	20 USC 795g(a)	P		4	80	ED	84.234
27.	Special Projects and Demonstrations for Providing Vocational Rehabilitation Services to Individuals with Severe Disabilities	29 USC 795j	P		4	100	ED	84.235

Budget Subfunction and Title	U.S. Code or Public Law	Type	Formula Data Elements	Recipient	Federal Financial Share (%)	Adminis- tering Agency	CFDA Number
506 Social Services (cont.)							
28. Training and Public Awareness Projects in Assistive Technology for Individuals with Disabilities	29 USC 2211(b)(6)	P		3	100	ED	84.236
29. Program of Protection and Advocacy of Individual Rights	29 USC 796g	P		1	100	ED	84.240
30. Rehabilitation Short-Term Training	29 USC 774	P		4	CS	ED	84.246
31. Rehabilitation Training: Experimental and Innovative; Continuing Education; State Vocational Rehabilitation Unit In-Service Training	29 USC 774	P		4	CS	ED	64.263 84.264 84.265
32. Special Programs for the Aging: Prevention of Elder Abuse, Neglect and Exploitation	42 USC 3022-3030(p)	F	A	1	100	AA	93.041
33. Special Programs for the Aging: Long-Term Care Ombudsman Services for Older Individuals	42 USC 3022-3030(d)	F	A	1	100	AA	93.042
34. Special Programs for the Aging: Disease Prevention and Health Promotion Services	42 USC 3030m	F	A	1	85	AA	93.043
35. Special Programs for the Aging: Planning, Coordination, Evaluation, and Administration of State Plan	42 USC 3028	F	A	1	75	AA	93.044
36. Special Programs for the Aging: Supportive Services	42 USC 3030d	F	A	1	85	AA	93.044
37. Special Programs for the Aging: Congregate Nutrition Services	42 USC 3030e	F	A	1	85	AA	93.045
38. Special Programs for the Aging: Home Delivered Nutrition Services	42 USC 3030f	F	A	1	75/85	AA	93.045
39. Special Programs for the Aging: In-Home Services for Frail Older Individuals	42 USC 3012(d)	F	A	1	85	AA	93.046
40. Special Programs for the Aging: Training and Recruiting Personnel	42 USC 3031	P		4	100	AA	93.048
41. Special Programs for the Aging: Multidisciplinary Centers of Gerontology	42 USC 3032	P		4	100	AA	93.048
42. Special Programs for the Aging: Research and Development	42 USC 3035	P		4	CS	AA	93.048
43. Special Programs for the Aging: Demonstration Projects	42 USC 3035a	P		4	100	AA	93.048
44. Special Programs for the Aging: Special Projects in Comprehensive Long-Term Care	42 USC 3035b	P		4	100	AA	93.048
45. Special Programs for the Aging: Special Demonstration Projects for Legal Assistance	42 USC 3035c	P		4	100	AA	93.048
46. Special Programs for the Aging: National Impact Activities	42 USC 3035d	P		4	100	AA	93.048
47. Special Programs for the Aging: Allotments for Vulnerable Elder Rights Protection Programs	42 USC 3022-3030d	F	AO	1	100	AA	93.049
48. Transitional Living for Homeless Youth	42 USC 5714	P		4, 5	90	ACF	93.550
49. Abandoned Infants	42 USC 670 note	P		4, 5	90	ACF	93.551
50. Emergency Protection Grants: Substance Abuse	42 USC 5106 a-1	P		4	CS	ACF	93.554
51. Family Preservation and Support Services	PL 103-66, Sec. 13711	F	A	1, 5	75/100	ACF	93.556
52. State Legalization Impact Assistance	8 USC 1255a	F	AM	1	100	ACF	93.565

Budget Subfunction and Title		U.S. Code or Public Law	Type	Formula Data Elements	Recipient	Federal Financial Share (%)	Adminis- tering Agency	CFDA Number
506	Social Services (cont.)							
53.	Community Services Block Grant Discretionary Awards: Community Food and Nutrition	42 USC 9910a	F	AE	1	100	ACF	93.571
54.	Emergency Community Services for the Homeless	42 USC 11461	F	M	1, 5	100	ACF	93.572
55.	Community Services Block Grant Discretionary Awards: Demonstration Partnerships	42 USC 9910b	P		4	50:80	ACF	93.573
56.	Family Support Center and Gateway Demonstration Program	42 USC 11482	P		4	100	ACF	93.578
57.	Family Resource Centers	42 USC 12339	P		1	80	ACF	93.580
58.	State Court Improvement Program	PL 103-66, Sec. 13712	F	NA	1	100-75	ACF	93.586
59.	Headstart Programs: Program Grants	42 USC 9831 et seq.	F/P	AAM	4, 5	80	ACF	93.600
60.	Headstart Programs: Technical Assistance and Training	42 USC 9843	P		4, 5	80	ACF	93.600
61.	Headstart Programs: Research, Demonstration, and Pilot Projects	42 USC 9844	P		4, 5	80	ACF	93.600
62.	Child Welfare Research and Demonstration	42 USC 626(a)(1)	P		4	95	ACF	93.608
63.	Child Development Associate Scholarships	42 USC 10901	F	A	1	100	ACF	93.614
64.	Runaway and Homeless Youth	42 USC 5711	F/P	A	4	90	ACF	93.623
65.	Developmental Disabilities: Basic Support and Advocacy Grants	42 USC 6043	F	AAB	1	75:90	ACF	93.630
66.	Developmental Disabilities: Protection and Advocacy of Individual Rights	42 USC 6042	F	AAB	1	100	ACF	93.630
67.	Developmental Disabilities: Projects of National Significance	42 USC 6081	P		4	100	ACF	93.631
68.	Child Welfare Services: State Grants	42 USC 620	F	AB	1	75	ACF	93.645
69.	Social Services Research and Demonstration	42 USC 1310	P		4	CS	ACF	93.647
70.	Adoption Opportunities	42 USC 5111 et seq.	P		4	100	ACF	93.652
71.	Temporary Child Care and Crisis Nurseries	42 USC 5117 a-d	P		1	75	ACF	93.656
72.	Drug Abuse Prevention and Education for Homeless Youth	42 USC 11821-5	P		4, 5	75	ACF	93.657
73.	Foster Care: Title IV-E	42 USC 670 et seq.	F	BH*	1	50-83/50/75	ACF	93.658
74.	Adoption Assistance	42 USC 670 et seq.	F	BH*	1	50-78/75/50	ACF	93.659
75.	Youth Initiative/Youth Gangs	42 USC 11801-5	P		4, 5	100	ACF	93.660
76.	Comprehensive Child Development Centers	42 USC 9871 et seq.	P		4	80	ACF	93.666
77.	Child Abuse and Neglect: State Grants	42 USC 5103(b)	F	A	1	100	ACF	93.669
78.	Child Abuse and Neglect: Discretionary Activities	42 USC 5103(c)	P		1	100	ACF	93.670
79.	Family Violence Prevention and Services	42 USC 10402	F/P	AO	1, 5	100	ACF	93.671
80.	Child Abuse and Neglect, State Prevention Grants	42 USC 5116	F	A	1	100	ACF	93.672
81.	Planning and Development of Dependent Care Programs	42 USC 9871 et seq.	F	A	1	75	ACF	93.673
82.	Independent Living	42 USC 677	F	A	1	50/100	ACF	93.674
550	Health							
1.	Residential Treatment Programs for Pregnant and Postpartum Women	PL 102-321, Sec. 108	P		1, 5	90-75	PHS	93.101
2.	Demonstration Grants for Residential Treatment for Women and Their Children	PL 102-321, Sec. 109	P		1, 5	100	PHS	93.102

Budget Subfunction and Title	U.S. Code or Public Law	Type	Formula Data Elements	Recipient	Federal Financial Share (%)	Adminis- tering Agency	CFDA Number
550 Health (cont.)							
3. Comprehensive Community Mental Health Services for Children with Serious Emotional Disturbances	PL 102-321, Sec. 119	P		2, 5	75-50-33	PHS	93.104
4. Linking Community-Based Primary Care, Substance Abuse, HIV/AIDS, and Mental Health Treatment Services	PHS Act, Sec. 510(b)(6)	P		4	100	PHS	93.109
5. Adolescent Family Life Research	42 USC 3002 et seq.	P		4	100	PHS	93.111
6. Tuberculosis Control	42 USC 247b	P		2	100	PHS	93.116
7. Acquired Immunodeficiency Syndrome (AIDS) Activity	42 USC 247c(d)	P		4	100	PHS	93.118
8. Mental Health Services for Cuban Entrants	8 USC 1522	P		4	100	PHS	93.120
9. Substance Abuse Treatment and Recovery Systems for Rural, Remote and Culturally Distinct Populations	42 USC 290bb-3	P		1, 5	100	PHS	93.122
10. Mental Health Planning and Demonstration Projects	42 USC 290aa-3	P		1, 5	100	PHS	93.125
11. Grants for Technical Assistance Activities Related to the Block Grant for Community Health Services- Mental Health Statistics Program	42 USC 300x-58	P		1	100	PHS	93.128
12. Cooperative Agreements for Addiction Treatment Training Centers	42 USC BB-5	P		1	100	PHS	93.131
13. Managed Care Demonstration Models for SSI Beneficiaries Disabled Due to Addiction to Alcohol and Other Drugs	PHS Act, Sec. 501 (d)(18), 510(a)	P		1	100	PHS	93.132
14. Injury Prevention and Control Research Projects	42 USC 241	P		2	100	PHS	93.136
15. Minority Community Health Coalition Demonstration	PHS Act, Sec. 301	P		4	70/60/50	PHS	93.137
16. Protection and Advocacy for Individuals with Mental Illness	42 USC 10804	F	AB	4	100	PHS	93.138
17. Special Initiatives Trauma Grant Program	42 USC 300d	P		1	100	PHS	93.141
18. Demonstration Grant for Prevention of Alcohol and Other Drug Abuse among High-Risk Youth	42 USC 290aa-8	P		4	100	PHS	93.144
19. AIDS Education and Training Centers	42 USC 241	P		4	100	PHS	93.145
20. HIV Demonstration Program for Children, Adolescents, and Women	PL 100-202	P		4	100	PHS	93.153
21. Rural Health Research Centers	PL 102-170	P		4	100	PHS	93.155
22. Model Projects for Pregnant and Post-Partum Women and Their Infants (Substance Abuse)	PL 100-690 Secs. 2054-5	P		4	100	PHS	93.169
23. Conference Grant (Substance Abuse)	PL 100-690	P		4	100	PHS	93.174
24. Integrated Community-Based Primary Care and Drug Abuse Treatment Services	PL 100-690	P		4	100	PHS	93.177
25. Disabilities Prevention	42 USC 241	P		1, 5	CS	PHS	93.184
26. Immunization Research, Demonstration, Public Information and Education: Training and Clinical Skills Improvement Projects	42 USC 247b(k)(3)	P		4	100	PHS	93.185
27. Interdisciplinary Training for Health Care for Rural Areas	42 USC 295j	P		4	100	PHS	93.192
28. Community Partnership Study Demonstration	42 USC 290aa-6(b)(10)	P		4	100	PHS	93.194

Budget Subfunction and Title	U.S. Code or Public Law	Type	Formula Data Elements	Recipient	Federal Financial Share (%)	Adminis- tering Agency	CFDA Number
550 Health (cont.)							
29. Cooperative Agreements for Drug Abuse Treatment Improvement Projects in Target Cities	42 USC 290aa-14	P		1	100	PHS	93.196
30. Childhood Lead Poisoning Prevention Projects: State and Community-Based Childhood Lead Poisoning Prevention Program	42 USC 300j-25	P		1, 5	100	PHS	93.197
31. HIV/AIDS Mental Health Services Demonstration Program	42 USC 300ff-28	P		4	100	PHS	93.216
32. Family Planning Services	42 USC 300(a)	P		4	90/99	PHS	93.217
33. Substance Abuse Treatment Conference Grants	PL 102-321, Sec. 507(b)(6)	P		4	50	PHS	93.218
34. Junior National Health Service Corps/Junior Health Careers Opportunity Program	PHS Act, Sec. 301	P		4	100	PHS	93.221
35. Community Health Centers: Planning and Development	42 USC 254c(c)	P		4	100	PHS	93.224
36. Community Health Centers: Operations	42 USC 254c(d)	P		4	100	PHS	93.224
37. Mental Health Research	42 USC 241	P		4	100	PHS	93.242
38. Mental Health: Clinical or Service-Related Training	42 USC 242a(c)	P		4	100	PHS	93.244
39. Migrant Health Centers: Planning, Development, and Training	42 USC 254b(c)	P		4	100	PHS	93.246
40. Migrant Health Centers: Operations	42 USC 254b(d)	P		4	100	PHS	93.246
41. Family Planning Personnel Training	42 USC 300a-1(a)	P		4	100	PHS	93.260
42. Occupational Safety and Health Research	30 USC 951	P		4	100	PHS	93.262
43. Occupational Safety and Health: Training	29 USC 670	P		4	100	PHS	93.263
44. Childhood Immunization	42 USC 247b(j)(l)	P		2	100	PHS	93.268
45. Alcohol Research Programs	42 USC 241	P		4	100	PHS	93.273
46. Drug Abuse Research Programs	42 USC 241	P		4	100	PHS	93.279
47. Centers for Disease Control and Prevention—Investigations and Technical Assistance	PHS Act, Secs. 361-69	P		4	100	PHS	93.283
48. State Survey and Certification of Health Care Providers and Suppliers	42 USC 1395aa(a) and 1396b	P		1	50/100	HCFA	93.777
49. Health Care Financing Research, Demonstrations, and Evaluations	42 USC 1310(a), 1315(a)	P		4	CS	HCFA	93.779
50. Population Research	42 USC 241, 285g, 300a-2	P		4	100	PHS	93.864
51. Research for Mothers and Children	42 USC 289g, 241	P		4	100	PHS	93.865
52. Aging Research	42 USC 241, 285, 288	P		4	100	PHS	93.866
53. Physician Assistant Training Program	42 USC 295g-3	P		4	100	PHS	93.886
54. Non-Acute Care Intermediate and Long-Term Care Facilities for Patients with AIDS	42 USC 300r(b)	P		4	80:100	PHS	93.887
55. Alcohol Research Center Grants	42 USC 285n-2	P		4	100	PHS	93.891
56. Communications Programs Aimed toward Prevention of Alcohol and Other Drug Problems	42 USC 290aa-6(b)	P		4	100	PHS	93.901
57. Drug Abuse Treatment Programs (a) for Critical Populations; (b) for Juvenile Justice Populations; (c) for Campus Demonstration Projects	42 USC 290aa-14	P		1	100/80	PHS	93.902 93.903 93.911

Budget Subfunction and Title	U.S. Code or Public Law	Type	Formula Data Elements	Recipient	Federal Financial Share (%)	Adminis- tering Agency	CFDA Number
550 Health (cont.)							
58. Operation of Offices of Rural Health	42 USC 254r	P		1	75,50,25	PHS	93.913
59. HIV Emergency Relief Project Grants	42 USC 300ff-11	P		3	100	PHS	93.914
60. HIV Emergency Relief Formula Grants	42 USC 300ff-13	F	AI	3	100	PHS	93.915
61. HIV Care Formula Grants	42 USC 300ff-21	F	BI	1	83 $\frac{1}{3}$, 80 75, 66 $\frac{2}{3}$	PHS	93.917
62. Outpatient Early Intervention Services with Respect to HIV Disease	42 USC 300ff-51	P		4	100	PHS	93.918
63. State-Based Comprehensive Breast and Cervical Cancer Early Detection Programs	42 USC 300K	P		1	75	PHS	93.919
64. NCRR Science Education Award	42 USC 241 and 285	P		4	100	PHS	93.922
65. Residents of Public Housing Primary Care Program	42 USC 256a	P		4	50	PHS	93.927
66. Special Projects of National Significance (HIV)	42 USC 300ff-28	P		4	100	PHS	93.928
67. Comprehensive Residential Drug Prevention and Treatment Projects for Substance-Using Women and Their Children	42 USC 290aa-13	P		4	100	PHS	93.937
68. Support for School Health Programs to Prevent the Spread of HIV and Other Important Health Problems	42 USC 243(b)	P		1	100	PHS	93.938
69. HIV Prevention Activities: Health Department Based	42 USC 247(b)	P		2	CS	PHS	93.940
70. HIV Demonstration Research, Public and Professional Education Projects	42 USC 247b(a)	P		4	CS	PHS	93.941
71. Research, Treatment and Education Programs on Lyme Disease in the U.S.	42 USC 241, 2476	P		4	100	PHS	93.942
72. Epidemiology Research Studies of AIDS and HIV Infection in Selected Population Groups	42 USC 243	P		4	100	PHS	93.943
73. HIV/AIDS Surveillance	42 USC 2476	P		2	100	PHS	93.944
74. Support for State-Based Infant Initiative Programs	42 USC 2476(k)(3)	P		1	100	PHS	93.946
75. Tuberculosis Demonstration, Research, Public and Professional Education	42 USC 2476(k)(2)	P		4	CS	PHS	93.947
76. HIV/AIDS and Related Diseases among Substance Abusers: Community-Based Outreach and Intervention Demonstration Program	42 USC 290aa-14	P		1	100	PHS	93.949
77. Capacity Expansion Program	42 USC 290aa-14	P		1	CS	PHS	93.950
78. Modification of Trauma Care Component of State EMS Plan	42 USC 300d	P		1	100	PHS	93.953
79. Health and Safety Programs for Construction Work and Model Construction Safety and Health	29 USC 669(a)	P		4	100	PHS	93.955
80. Centers for Agricultural Research, Education, and Disease and Injury Prevention and Occupational Respiratory Disease and Musculoskeletal Disorders Evaluation and Rehabilitation	29 USC 669(a) and 670(a)	P		4	100	PHS	93.956
81. Occupational Health and Surveillance	30 USC 951(c)	P		4	100	PHS	93.957

Budget Subfunction and Title	U.S. Code or Public Law	Type	Formula Data Elements	Recipient	Federal Financial Share (%)	Adminis- tering Agency	CFDA Number
550 Health (cont.)							
82. Coal Miners Respiratory Impairment Treatment Clinics and Services	30 USC 937(a)	P		4	100	PHS	93.965
83. Family Planning: Service Delivery Improvement Research	42 USC 300a-2	P		4	100	PHS	93.974
84. Preventive Health Services: Sexually Transmitted Diseases Control	42 USC 247c	P		4	CS	PHS	93.977
85. Sexually Transmitted Diseases: Research, Demonstration, and Public Information and Education	42 USC 247c(b)	P		4	CS	PHS	93.978
86. Mental Health Disaster Assistance and Emergency Mental Health	42 USC 5183	P		4	100	PHS	93.982
87. Health Programs for Refugees	50 USC App. 1211(c)(3)	P		2	100	PHS	93.987
88. State-Based Diabetes Control Programs and Evaluation of Surveillance Systems	42 USC 241a	P		1	100	PHS	93.988
89. Adolescent Family Life Demonstration Projects	42 USC 300z-2	P		4	70 decreasing	PHS	93.995
551 Health Care Services							
1. Emergency Medical Services for Children	42 USC 300w-9	P		4	100	PHS	93.127
2. Technical and Nonfinancial Assistance to Community and Migrant Health Centers	42 USC 254c(f)	P		4	100	PHS	93.129
3. Primary Care Services: Resource Coordination and Development	42 USC 254c(c)	P		4	100	PHS	93.130
4. Health Services to the Homeless	42 USC 256	P		4	66/75	PHS	93.151
5. Grants for State Loan Repayment	42 USC 254q-1	P		1	50	PHS	93.165
6. State Medicaid Fraud Control Units	42 USC 1396b	F	M	1	90, 75	HCFA	93.775
7. Medical Assistance Programs (Medicaid)	42 USC 1396	F	BI*	1	50-83	HCFA	93.778
8. Rural Health Services Outreach	42 USC 241	P		4	100	PHS	93.912
9. Healthy Start Initiative	42 USC 241	P		4	100	PHS	93.926
10. Demonstration Grants to States for Community Scholarships	42 USC 254u	P		1	40	PHS	93.931
11. Demonstration Grants to States with Respect to Alzheimer's Disease	42 USC 280c-3	P		1	75,65,55	PHS	93.951
12. Improving EMS/Trauma Care in Rural Areas	42 USC 300d-3	P		4	100	PHS	93.952
552 Health Research							
1. Medical Treatment Effectiveness Research	42 USC 299a	P		4, 5	100	PHS	93.180
2. Health Services Research and Development	42 USC 242c	P		4, 5	CS	PHS	93.226
554 Consumer and Occupational Health and Safety							
1. Intrastate Meat and Poultry Inspection	21 USC 661(a)(3)	F	M	1	50	AGR	10.475
2. Occupational Safety and Health	29 USC 673	P		1	50	DOL	17.500
3. Occupational Safety and Health: State Program	29 USC 60(c)	P		2	50	DOL	17.503
4. Mine Health and Safety	30 USC 953	P		1	80	DOL	17.600
601 General Retirement and Disability Insurance							
1. Social Security: Research and Demonstration	42 USC 1310	P		4	75-95	SSA	93.812

Budget Subfunction and Title	U.S. Code or Public Law	Type	Formula Data Elements	Recipient	Federal Financial Share (%)	Adminis- tering Agency	CFDA Number
604 Public Assistance and Other Income Supplements							
1. Rural Self-Help Housing: Technical Assistance	42 USC 1490(c)	P		4	100	AGR	10.420
2. Rural Housing Preservation	42 USC 1490	F/P	ABK	4, 5	100	AGR	10.433
3. Congregate Housing Services Program	42 USC 8011	P		4, 5	40	HUD	14.170
4. Home Ownership and Opportunity for People Everywhere: Planning	42 USC 12872	P		4, 5	100	HUD	14.185
5. Home Ownership and Opportunity for People Everywhere: Implementation	42 USC 12873	P		4, 5	67	HUD	14.185
6. Supportive Housing Program	42 USC 11381	P		4, 5	50	HUD	14.235
7. Shelter Plus Care	42 USC 11403	P		2, 5	50	HUD	14.238
8. Home Investment Partnerships	42 USC 12746	F	AKM	2, 5	50-75	HUD	14.239
9. Housing Opportunities for Persons with AIDS	42 USC 12903	F/P		2	100	HUD	14.241
10. Opportunities for Youth: Youthbuild Program	PL 102-550, Sec. 164	P		4, 5	100	HUD	14.243
11. Public and Indian Housing Drug Elimination Program	PL 100-690, Title V, Sec. 5123	P		3, 5	100	HUD	14.854
12. Hope for Public and Indian Housing Ownership	42 USC 1437aa-1 and aa-2	P		4, 5	75/100	HUD	14.858
13. Public and Indian Housing Family Investment Centers Program	42 USC 1437t	P		3, 5	100	HUD	14.861
14. Lead-Based Paint Hazard Control Program	PL102-550, Sec. 1011	P		2	90	HUD	14.900
605 Food and Nutrition Assistance							
1. Food Distribution	7 USC 612c	F	M*	4, 5	100	AGR	10.550
2. School Breakfast Program	42 USC 1773(a)	F	BJM*	4, 5	CS	AGR	10.553
3. National School Lunch Program	42 USC 1752, 1753	F	BJM*	4, 5	70	AGR	10.555
4. Special Milk Program for Children	42 USC 1772	F	BJM*	4	100	AGR	10.556
5. Special Supplemental Food Program for Women, Infants, and Children	42 USC 1786	F	AIJ	4	100	AGR	10.557
6. Child and Adult Care Food Program	42 USC 1766	F	BM*	1	100	AGR	10.558
7. Summer Food Service Program for Children	42 USC 1761(b)	F	JM*	1	100	AGR	10.559
8. State Administrative Expenses for Child Nutrition	42 USC 1776, 1779	F	M	1	100	AGR	10.560
9. State Administrative Matching Grants for Food Stamp Program	7 USC 2024(b)	F	M*	1	50/60/75	AGR	10.561
10. Nutrition Education and Training	42 USC 1788	F	AD	1	100	AGR	10.564
11. Commodity Supplemental Food Program	7 USC 612c note	F	M*	2, 5	20/100	AGR	10.565
12. Nutrition Program for the Elderly (Commodities)	42 USC 3030a	F	A	1, 5	100	AGR	10.570
13. Food Commodities for Soup Kitchens	7 USC 612c note	F	A	1	100	AGR	10.571
14. WIC Farmers' Market Nutrition Program	42 USC 1786(c)(1)	F	A	1	70	AGR	10.572
15. Federal Emergency Management Food and Shelter Program	42 USC 11341	F	E	4	100	FEMA	83.523
609 Other Income Security							
1. Family Support Payments to States: Assistance Payments	42 USC 601, 603	F	ABH*	1	50/90/50-83	ACF	93.560
2. Job Opportunities and Basic Skills Training	PL 100-485	F	AM	1, 5	50/60/90	ACF	93.561
3. Assistance Payments: Research	42 USC 626, 1310	P		4	CS	ACF	93.562

Budget Subfunction and Title		U.S. Code or Public Law	Type	Formula Data Elements	Recipient	Federal Financial Share (%)	Adminis- tering Agency	CFDA Number
609	Other Income Security (cont.)							
4.	Assistance Payments: Demonstration	42 USC 626, 1315	P		4	CS	ACF	93.562
5.	Child Support Enforcement	42 USC 651, 663	F	M*	1	85	ACF	93.563
6.	Child Support Enforcement: Research	42 USC 1315	P		4	CS	ACF	93.564
7.	Refugee and Entrant Assistance: State-Administered Programs	8 USC 1522 note	F	A	1	100	ACF	93.566
8.	Refugee Assistance: Voluntary Agency Program	42 USC 1522	P		4	50	ACF	93.567
9.	Child Care for Families at Risk of Welfare Dependency	42 USC 602(i)	F	A	1	50-83	ACF	93.574
10.	Refugee and Entrant Assistance—Discretionary Grants	8 USC 1522	P		4	CS	ACF	93.576
11.	Refugee and Entrant Assistance—Wilson/Fish Programs	104 STAT 2205	P		4	100	ACF	93.583
12.	Refugee and Entrant Assistance—Targeted Assistance	8 USC 1522 (c)	F	A	1	100	ACF	93.584
703	Hospital and Medical Care for Veterans							
1.	Veterans Hospital and Medical Care: Construction of State Home Facilities	38 USC 5032	P		1	65	VA	64.005
2.	Veterans Hospital and Medical Care: State Domiciliary Care	38 USC 641	F	IM*	1	50	VA	64.014
3.	Veterans Hospital and Medical Care: State Nursing Home Care	38 USC 641	F	IM*	1	50	VA	64.015
4.	Veterans Hospital and Medical Care: State Hospital Care	38 USC 641	F	IM*	1	50	VA	64.016
705	Other Veterans Benefits and Services							
1.	State Cemetery Grants	38 USC 1008	P		1	50	VA	64.203
751	Federal Law Enforcement Activities							
1.	Fair Housing Assistance Program	42 USC 3608(d)	P		2	100	HUD	14.401
2.	Fair Housing Initiatives Program (FHIP) Administrative Enforcement Initiative	42 USC 3616	P		3	100	HUD	14.408
3.	Fair Housing Initiatives Program (FHIP) Education and Outreach Initiative	PL 100-242, Sec. 561(a)(2)	P		4	100	HUD	14.409
4.	Weed and Seed Program Fund	107 STAT 1155	P		4	CS	DOJ	16.725
752	Federal Litigation and Judicial Activities							
1.	Americans with Disabilities Act Technical Assistance Program	42 USC 12206	P		4	100	DOJ	16.108
754	Criminal Justice Assistance							
1.	Juvenile Justice and Delinquency Prevention: Allocation to States	42 USC 5631	F	A	2	50/100	DOJ	16.540
2.	Juvenile Justice and Delinquency Prevention: Special Emphasis	42 USC 5634	P		4	50/100	DOJ	16.541
3.	National Institute for Juvenile Justice and Delinquency Prevention	42 USC 5651	P		4	100	DOJ	16.542
4.	Missing Children's Assistance	42 USC 5773(b)	P		4	100	DOJ	16.543
5.	Missing Children's Assistance: Research, Demonstration	42 USC 5775	P		4	100	DOJ	16.543
6.	Title V—Delinquency Prevention Program	42 USC 5601 et seq.	F/P	A	2	50	DOJ	16.548

Budget Subfunction and Title	U.S. Code or Public Law	Type	Formula Data Elements	Recipient	Federal Financial Share (%)	Adminis- tering Agency	CFDA Number
754 Criminal Justice Assistance (cont.)							
7. Criminal Justice Statistics Development	42 USC 3732	P		1	100	DOJ	16.550
8. Justice Research, Development, and Evaluation	42 USC 3722	P		4, 5	100	DOJ	16.560
9. Mariel Cubans	101 STAT 1329-14	P		1	100	DOJ	16.572
10. Criminal Justice Discretionary Grants	42 USC 3761	P		4	100	DOJ	16.574
11. Crime Victim Assistance	42 USC 10603	F	A	1	100	DOJ	16.575
12. Crime Victim Compensation	42 USC 10602	F	M	1	100	DOJ	16.576
13. Emergency Federal Law Enforcement Assistance	42 USC 10501	P		1	100	DOJ	16.577
14. Drug Control and System Improvement: Formula Grant	42 USC 3712 et seq.	F/P	A	2	75/50	DOJ	16.579
15. Drug Control and System Improvement: Discretionary Grant	42 USC 3796p	P		4, 5	100	DOJ	16.580
16. Drug Law Enforcement Program: Prison Capacity	42 USC 3796i(4)	P		4	100	DOJ	16.581
17. Crime Victim Assistance/Discretionary Grants	42 USC 10603	P		4	100	DOJ	16.582
18. Corrections: (a) Training and Staff Development, (b) Research and Evaluation, (c) Technical Assistance, (d) Policy Formulation, and (e) Clearinghouse	18 USC 4351-53	P		4	100	DOJ	16.601 16.602 16.603
19. Children's Justice Grants to States	42 USC 5103	F	A	1	100	ACF	93.643
804 General Property and Records Management							
1. National Historical Publications and Records	44 USC 2504(a)	P		4, 5	CS	NARA	89.003
999 Multiple Functions							
1. Payments to States in Lieu of Real Estate Taxes	33 USC 701c-3	F	M	1	100	DOD	12.112
2. Collaborative Research and Development	33 USC 2313	P		4	50	DOD	12.114
3. HOPE for Ownership of Single Family Homes: Planning	42 USC 12892	P		4	100	HUD	14.240
4. HOPE for Ownership of Single Family Homes: Implementation	42 USC 12893	P		4	75	HUD	14.240
5. Public and Indian Housing— Comprehensive Improvement Assistance Program	42 USC 1430-1437j	P		3, 5	100	HUD	14.852
6. Public and Indian Housing—Comprehensive Grant Program	42 USC 1437i	P		3, 5	100	HUD	14.859
7. Unemployment Insurance	42 USC 502	F	M*	1	100	DOL	17.225
8. Disabled Veterans Outreach Program	38 USC 2003A	F	AH	1	100	DOL	17.801
9. Local Veterans Employment Representative Program	38 USC 2004	F	HM	1	100	DOL	17.804
10. Homeless Veterans Reintegration Project	42 USC 11448	P		4	100	DOL	17.805
11. Air Pollution Control Research	42 USC 7403(b)	P		4	95	EPA	66.501
12. Air Pollution Control: Research Relating to Fuels and Vehicles	42 USC 7404(a)(2)	P		4	95	EPA	66.501
13. Pesticides Control Research	7 USC 136r(a)	P		4	95	EPA	66.502
14. Solid Waste Disposal: Research	42 USC 3253(b),3253a	P		4	95	EPA	66.504
15. Water Pollution Control: Research, Development, and Demonstration	33 USC 1254(b)(3)	P		4	95	EPA	66.505
16. Water Pollution Control: Oil Pollution Control Studies	33 USC 1254(i)	P		4	95	EPA	66.505

Budget Subfunction and Title	U.S. Code or Public Law	Type	Formula Data Elements	Recipient	Federal Financial Share (%)	Adminis- tering Agency	CFDA Number
999 Multiple Functions (cont.)							
17. Water Pollution Control: Storm Waters, Waste Treatment, and Water Purification Demonstration	33 USC 1255(a)	P		2	95	EPA	66.505
18. Water Pollution Control: River Basin Demonstration	33 USC 1255(b)	P		1	95	EPA	66.505
19. Water Pollution Control: Pollution from Sewage in Rural Areas	33 USC 1255(e)(2)	P		4	95	EPA	66.505
20. Water Pollution Control: Mine Water Pollution Control and Demonstrations	33 USC 1257	P		4	95	EPA	66.505
21. Safe Drinking Water Research and Demonstration	42 USC 300j-3(a)	P		4	67/75/95	EPA	66.506
22. Toxic Substances Research	15 USC 2609	P		4	95	EPA	66.507
23. Solid Waste Management Assistance	42 USC 6948	P		4, 5	95	EPA	66.808
24. Weatherization Assistance for Low-Income Persons	42 USC 6863	F	AG	1, 5	100	DOE	81.042
25. Hazardous Materials Training Program for Implementation of the Superfund Amendment and Reauthorization Act (SARA) of 1986	42 USC 11005	F/P	AFM	1, 5	80	FEMA	83.011
26. Hazardous Material Assistance	PL 99-499	P		1, 5	90	FEMA	83.012
27. Civil Defense: State and Local Emergency Management Assistance	50 USC App. 2251	F	AAM	1, 5	50	FEMA	83.503
28. Hazard Mitigation Assistance	42 USC 5171	P		1	100	FEMA	83.519
29. Hurricane Program	42 USC 5131	P		1	CS	FEMA	83.520
30. Earthquake Hazards Reduction	42 USC 7704(g)	P		1	75,50	FEMA	83.521
31. National Urban Search and Rescue Program	42 USC 7704	P		1	CS	FEMA	83.526
32. Emergency Management Institute: Field Training Program	42 USC 5121, 7714(g), 50 USC	P		1	CS	FEMA	83.528
33. State and Local Emergency Management Assistance: Other Assistance	App 2281(e), (g), (i) 50 USC App. 2251 et seq.	P		1	CS	FEMA	83.531
34. Facilities and Equipment	50 USC App. 2251	P		1	50	FEMA	83.532
* Open-end reimbursement.							

RECENT ACIR PUBLICATIONS

MPO Capacity (A-130, 1995)	\$10.00
Tax and Expenditure Limits on Local Governments (M-194, 1995)	\$15.00
Federal Mandate Relief for State, Local, and Tribal Governments (A-129, 1995)	\$15.00
Federally Induced Costs Affecting State and Local Governments (M-193, 1994)	\$20.00
Local Government Responsibilities in Health Care (M-192, 1994)	\$10.00
Planning to Govern (M-191, 1994)	\$10.00
Significant Features of Fiscal Federalism, 1994 Edition	
Volume 1 (M-190)	\$24.95
Volume 2 (M-190-II)	\$29.00
Taxation of Interstate Mail Order Sales: 1994 Revenue Estimates (SR-18, 1994)	\$8.00
Child Care: The Need for Federal-State-Local Coordination (A-128, 1994)	\$10.00
State and Local Travel Taxes/Revenue Diversification Series (M-189, 1994)	\$8.00
Characteristics of Federal Grants-in-Aid to State and Local Governments:	
Grants Funded FY 1993 (M-188, 1994)	\$10.00
Sourcebook of Documents to Accompany High Performance Public Works (SR-16S, 1994)	\$25.00
High Performance Public Works: A New Federal Infrastructure Investment Strategy for America (SR-16)	\$10.00
Local Government Autonomy: Needs for State Constitutional, Statutory, and Judicial Clarification (A-127, 1993)	\$10.00
RTS 1991: State Revenue Capacity and Effort (M-187, 1993)	\$20.00
State Laws Governing Local Government Structure and Administration (M-186, 1993)	\$10.00
Federal Grant Programs in 1992: Their Numbers, Sizes, and Fragmentation Indexes in Historical Perspective (SR-14, 1993)	\$10.00
Federal Regulation of State and Local Governments: The Mixed Record of the 1980s (A-126, 1993)	\$15.00
The Role of General Government Elected Officials in Criminal Justice (A-125, 1993) ..	\$25.00
Guide to the Criminal Justice System for General Government Elected Officials (M-184, 1993)	\$8.00

**FOR A COMPLETE LIST OF PUBLICATIONS OR FURTHER INFORMATION
CALL ACIR (202) 653-5540. ACIR ACCEPTS VISA, MASTERCARD, AND PURCHASE
ORDERS.**

ACIR

The U.S. Advisory Commission on Intergovernmental Relations (ACIR) was created by the Congress in 1959 to monitor the operation of the American federal system and to recommend improvements.

ACIR is a permanent, independent, bipartisan commission composed of 26 members—nine representing the Congress and the Administration, four Governors and three State Legislators, four Mayors and three Elected County Officials, and three private citizens.

The President appoints twenty members—the private citizens and federal executive officers directly, and the state and local members from nominations by the National Governors' Association, National Conference of State Legislatures, National League of Cities, U.S. Conference of Mayors, and National Association of Counties. The U.S. Senators are appointed by the President of the Senate, and the Members of the House of Representatives by the Speaker of the House. Each Commission member serves a two-year term and may be reappointed.

As a continuing body, the Commission addresses specific issues and problems the resolution of which would produce improved cooperation among federal, state, and local governments and more effective functioning of the federal system. In addition to examining important functional and policy relationships, the Commission studies critical government finance issues.

One of the long-range efforts of the Commission has been to seek ways to improve federal, state, and local government practices and policies to achieve equitable allocation of resources, increased efficiency and equity, and better coordination and cooperation.