
**Characteristics
of Federal Grant-in-Aid Programs
to State and Local Governments:
Grants Funded FY 1993**



Advisory Commission on
Intergovernmental Relations

M-188
January 1994

Members of the
**U.S. Advisory Commission
on Intergovernmental Relations**
(January 1994)

Private Citizens

Daniel J. Elazar, Philadelphia, Pennsylvania
Mary Ellen Joyce, Arlington, Virginia
William F. Winter, *Chairman*, Jackson, Mississippi

Members of the U.S. Senate

Daniel K. Akaka, Hawaii
Byron L. Dorgan, North Dakota
Dave Durenberger, Minnesota

Members of the U.S. House of Representatives

James P. Moran, Virginia
Donald M. Payne, New Jersey
Steven H. Schiff, New Mexico

Officers of the Executive Branch, U.S. Government

Carol M. Browner, Administrator, U.S. Environmental Protection Agency
Marcia L. Hale, Assistant to the President
and Director of Intergovernmental Affairs
Richard W. Riley, U.S. Secretary of Education

Governors

Arne H. Carlson, Minnesota
Howard Dean, Vermont
Michael O. Leavitt, Utah
Robert J. Miller, Nevada

Mayors

Victor H. Ashe, Knoxville, Tennessee
Robert M. Isaac, Colorado Springs, Colorado
Edward G. Rendell, Philadelphia, Pennsylvania
Bruce Todd, Austin, Texas

Members of State Legislatures

Paul Bud Burke, President, Kansas Senate
Art Hamilton, Minority Leader, Arizona House of Representatives
Samuel B. Nunez, Jr., President, Louisiana Senate

Elected County Officials

Gloria Molina, Los Angeles County, California, Board of Supervisors
John H. Stroger, Jr., Cook County, Illinois, Commission
Barbara Sheen Todd, Pinellas County, Florida, Board of Commissioners

**Characteristics
of Federal Grant-in-Aid Programs
to State and Local Governments:
Grants Funded FY 1993**

**Advisory Commission on
Intergovernmental Relations**

M-188
January 1994

Advisory Commission on Intergovernmental Relations

800 K Street, NW
Suite 450, South Building
Washington, DC 20575

Phone: (202) 653-5640

FAX: (202) 653-5429

Executive Summary

The total number of federal grants to state and local governments increased from 557 to 593 between 1991 and 1993. Grant outlays rose to \$206.4 billion in 1993 from \$152 billion in 1991, an increase of 36 percent (29 percent in constant dollars).

The largest numbers of new categorical grants were added in health (11); education, training, employment, and social services (7); and natural resources and environment (6). A new surface transportation block grant was created by the *Intermodal Surface Transportation Efficiency Act of 1991*. Other new block grants are for community mental health service and substance abuse prevention and treatment.

Federal grants-in-aid to state and local governments have changed dramatically in type, number, dollar amount, and other characteristics since 1966. Until then, all federal grants were for narrow categorical programs with specific purposes and tight federal spending requirements. In 1966, the first block grant was enacted to authorize a broader range of spending by state and local governments, providing greater latitude for decisionmaking by states and localities. The number of block grants grew to 15 by 1993.

General Revenue Sharing funds that could be spent with virtually no restrictions were provided to state governments from 1972 to 1981 and to local governments from 1973 to 1986.

The number of categorical programs grew dramatically from 422 in 1975 to 534 in 1981, dropped to 392 in 1984, and then rose slowly to 543 in 1991 and a high of 578 for 1993.

There have been significant changes in the amount of grant outlays from FY 1975 to FY 1993. More than 70 per-

cent of the money in the grant system has been distributed through categorical programs, but block grants have carved out a 10-15 percent portion. General Revenue Sharing declined from 15.9 percent of total outlays in 1973 to 4.6 percent in 1986, its last year.

In general, about three-fourths of all grant aid is distributed by formulas, with the rest distributed on a discretionary basis by federal agencies. Medicaid, the largest formula program, accounts for about 39 percent of all grant outlays.

The purposes of federal grants also have changed significantly. Measured by outlays, grants for health programs rose from 9.1 percent to 40.9 percent of the total, while income security remained at about 27 percent and then dropped to 23 percent for 1993. Education, training, employment, and social services outlays dropped from 20.1 percent to 16.9 percent of the total, and community and regional development fell from 4.5 percent to 3.3 percent. Transportation outlays dropped substantially—from 31.6 percent to 11.4 percent of the total.

The grant system was simplified in the 1970s and early 1980s, giving states and localities more discretion in the use of funds. Grant consolidation spurted in the early 1980s, mainly through the 1981 *Omnibus Budget Reconciliation Act*, but has shown little movement since then, although it is often mentioned in connection with proposals for the federal government to devolve more responsibility to the states.

The main avenue of federal grant-in-aid expansion continues to be the categorical grant. The number of project grants continues to show the greatest growth among the several types of categoricals, constituting in 1993 the highest percentage of all such grants since 1975.

Acknowledgments

This volume is the seventh update of ACIR's report on the characteristics of federal grant-in-aid programs. The first report was published in 1975. This update covers congressional action from January 1, 1991, through December 31, 1992. It provides a snapshot of the scope and principal features of federal grant programs as of Fiscal Year 1993, and comments on major trends in categorical and block grants.

This report was prepared by Albert J. Richter, former senior analyst, with the assistance of Thomas Hahn and Cheryl Fortineau of the Commission staff. Joan Casey edited the report.

John Kincaid
Executive Director

Bruce D. McDowell
Director, Government Policy Research

Contents

Introduction	1
Highlights	1
Grant Programs in 1993	1
Grant Outlays	2
Categorical Grants: Major Features and Trends	2
Formula-Based vs Project Grants	7
The Changing Functional Mix	2
Other Trends	9
The Federal Grant Picture and the Bush Administration	14
Methodology	17
Data Included	19
Key to Listing	21
Federal Grants-in-Aid Funded FY 1993	24
 Exhibits, Figures, and Tables	
<i>Exhibit 1</i> —Categorical Grant Programs Listed in FY 1993, but Not in FY 1991	3
<i>Exhibit 2</i> —Categorical Grant Programs Listed in FY 1991, but Not in FY 1993	5
<i>Figure 1</i> —Block Grants in Effect, 1966-1993	6
<i>Figure 2</i> —Grant Outlays, by Type, Selected Fiscal Years, 1975-1993 (current dollars)	7
<i>Figure 3</i> —Grant Outlays, by Type, Selected Fiscal Years, 1975-1993 (constant dollars, 1987 = 100)	8
<i>Figure 4</i> —Number of Categorical Formula-Based and Project Grants, Selected Fiscal Years, 1975-1993	9
<i>Figure 5</i> —Federal Outlays for Grants to States and Localities, Percentage Distribution by Function, FY 1989, FY 1991, and FY 1993	16
<i>Table 1</i> —Number of Categorical and Block Grant Programs, Selected Fiscal Years, 1975-1993	1
<i>Table 2</i> —Outlays for General Purpose, Broad-Based, and Other Grants, Selected Fiscal Years, 1975-1993	7
<i>Table 3</i> —Number of Categorical Grants, by Type, Selected Fiscal Years, 1975-1993	8
<i>Table 4</i> —Number of Grant Programs, by Budget Subfunction and Grant Type, FY 1989, 1991, and 1993	10
<i>Table 5</i> —Number of Categorical Grant Programs, by Grant Type, Existence of Non-Federal Match, and Eligible Recipients, FY 1989, 1991, and 1993	12
<i>Table 6</i> —Number of Grant Programs, by Type and Administering Agency, FY 1989, 1991, and 1993	13
<i>Table 7</i> —Number of Categorical Grant Programs by Eligible Recipients, Selected Fiscal Years, 1975-1993	14
<i>Table 8</i> —Federal Outlays for Grants to States and Localities, FY 1989, FY 1991, FY 1993	15

Introduction

Highlights

The number of federal grants to state and local governments increased from 557 to 593 from 1991 to 1993, continuing the upward trend of the past decade. Thirty-five categorical grants and one block grant were added.

The largest numbers of new grants were added in health (11); education, training, employment and social services (7); and natural resources and environment (6).

Grant outlays rose from \$152 billion in 1991 to \$206.4 billion (estimated) in 1993, or 36 percent. In constant dollars, the increase was 29 percent.

A principal cause of the outlay increase was the federal-state Medicaid program, which went from \$52.5 billion to \$80.5 billion (estimated) in the two years, or 53 percent. It accounted for over one-half of the total increase in grant outlays.

As part of its multivolume report on the intergovernmental grant system in 1975, the Advisory Commission on Intergovernmental Relations (ACIR) identified, counted, and examined the characteristics of federal categorical grant-in-aid programs to state and local governments. Although there had been earlier compilations of federal assistance programs, ACIR's report was the first to focus exclusively on categorical grants and, thereby, portray an accurate picture of the federal grant system.

ACIR updated the report at regular intervals (1978, 1981, 1984, 1987, 1989, and 1991). The later reports were broadened to list and describe the characteristics of block grants and General Revenue Sharing (GRS). This update for FY 1993 includes all the federal grant programs funded and available to state and local governments as of January

1, 1993. It also identifies major changes in the basic features of the grants and the grant system.

Categorical grants are directed at specific, narrowly defined activities and are distributed in one of the following ways:

Formula: Distributed through a legislatively or administratively prescribed formula. A formula grant with open-end reimbursement means that the federal government matches all approved expenditures without limit.

Project: Distributed at the discretion of the administrator. These are sometimes called discretionary grants.

Formula/Project: Discretion of the administrator in awarding project grants is constrained by a formula, for example, one limiting the amount that may be awarded to or within any state.

Block grants, which are used for broad functional areas, are distributed by statutory formula and may be used at the recipient's discretion. Most block grants are awarded to state governments, but a few go directly to local governments (e.g., Community Development Block Grant).

General Revenue Sharing was distributed by statutory formula with little or no functional restrictions on the use of funds. This form of funding was provided by the federal government to local governments from 1972 to 1986 and to state governments from 1972 to 1981.

Grant Programs in 1993

The numbers of funded federal categorical and block grant programs available to state and local governments from FY 1975 to FY 1993 are shown in Table I.

Table I
Number of Categorical and Block Grant Programs, Selected Fiscal Years, 1975-1993

	1975	1978	1981	1984	1987	1989	1991	1993
Block	5	5	5	12	13	14	14	15
Categorical	422	492	534	392	432	478	543	578
Total	427	497	539	404	445	492	557	593

Source: ACIR tabulation based on *Catalog of Federal Domestic Assistance, United States Code*, and federal agency contacts.

The 578 categorical programs funded as of January 1993 mark the largest number of these grants since this series was started in FY 1975. The previous high was 534 in 1981, at the end of the Carter administration. The number dropped to 392 between 1981 and 1984, the first three years of the Reagan administration, but since has gone steadily upward. For FY 1989 to FY 1993, the years of the Bush administration, the number of categoricals rose from 478 to 578, or 21 percent.

The 578 programs for FY 1993 represent an increase of 35, or 6 percent, over the 543 programs available on January 1, 1991. During 1992-93, 74 categorical programs were added and 39 were either abolished or consolidated, or their funding was withheld for FY 1993 (see Exhibits 1 and 2).

The drop in the number of categorical grants in the early Reagan years was traceable to reduced funding and, as indicated in Table 1 and Figure 1, to the increase in the number of block grants from five to 12 from 1981 to 1984. The largest change came via the 1981 *Omnibus Budget Reconciliation Act*, which consolidated 77 categorical programs into nine new or revised block grants. Since that time, other block grants have been proposed, including President Hush's FY 1992 and 1993 consolidated block grant proposals ("turnovers"), but a net of only three new block grants was added by the Congress. Between fiscal years 1991 and 1993, two health block grants were terminated and two were added: Community Youth Activity (CFDA 93.171) and Alcohol, Drug Abuse and Mental Health Services (CFDA 93.892) were dropped, and Prevention and Treatment of Substance Abuse (CFDA 93.959) and Community Health Services (CFDA 93.958) were added. In addition, the *Intermodal Surface Transportation Efficiency Act of 1991* established the Surface Transportation block grant (CFDA 20.205), thereby increasing the total number of block grants to 15 in 1993 (Figure 1).

Grant Outlays

Dollar outlays for grants to state and local governments for FY 1975-1993 are shown in Table 2 and Figures 2 and 3. They are taken from budget documents of the Office of Management and Budget, supplemented for FY 1993 with estimates from the *1993 Catalog of Federal Domestic Assistance*. These are the best available fiscal data on grants, although the classifications are slightly different from ACIR's. In the OMB format, "general purpose" includes, besides General Revenue Sharing, certain departmental payments and payments to Puerto Rico and the District of Columbia. "Road-based" includes, in addition to block grants, such items as "school impact aid" and "customs forfeiture." The changing mix in the three classes of grants is shown in the table.

The middle part of Table 2 and Figure 3 show grant outlay figures adjusted for inflation (1987 = 100.0). While outlays rose uninterruptedly (although at varying speeds) in current dollars from 1975 through 1993, in constant dollars, they reached an early peak in 1978 (\$129.2 billion), after which they declined through 1984 and had not regained their 1978 level by 1991. With a big jump forward, however, they are estimated to hit \$166.9 billion in 1993 (\$206.4 billion in current dollars).

From the bottom set of figures in Table 2, it is apparent that categoricals dominate the general types of grant, with 88 percent of total outlays for 1993. This dominance has grown steadily, especially since 1984.

Categorical Grants: Major Features and Trends

The categorical grants funded as of January 1, 1993, and their major features are identified in this report. Although the categoricals are again the focus of the analysis, they are preceded in the listing by the 15 block grants funded as of January 1993.

Formula-Based vs. Project Grants

The number of project grants increased to 72.5 percent of categorical grants, continuing the upward trend of 1989-91 and marking the highest percentage of the total since 1975. The breakdown of the major types of categoricals is shown in Table 3. Figure 4 displays the trends in graphic form.

The Changing Functional Mix

Comparing categorical grants in FY 1991 and FY 1993 by function (Table 4) indicates a continuation of trends of 1989-91. The largest net number of new grants (Exhibit 1) were in health (11); education, training, employment and social services (7); and natural resources and environment (6). In the health group, the number of new grants for substance abuse and AIDS/HIV-related programs was largely offset by discontinuance of earlier grants, so that the net overall increase in health programs was due to new grants for such areas as public housing residents, rural health, TB, Alzheimer's disease, and emergency medical services (EMS). The added programs in natural resources and environment, and education and social services were for a wide mixture of purposes.

Notable among the grants dropped between 1991 and 1993 (Exhibit 2) were Construction Grants for Waste Water Treatment Works (CFDA 66.418) and the programs for Federal Aid Highways—Primary, Secondary, and Urban Systems (CFDA 20.205). The latter were superseded by the new National Highway System grant and the Surface Transportation block grant created by the *Intermodal Surface Transportation Efficiency Act of 1991*.

Exhibit 1
Categorical Grant Programs Listed In FY 1993, but Not in FY 1991¹

Budget Subfunction Number	Title	CFDA Number	FY 1993 Estimated Obligations (millions)
051	Community Planning Assistance for Defense Industry Adjustments	12.611	\$ 1.4
053	Technology Development for Environmental Restoration and Waste Management	81.104	5.6
250	National Industrial Competitiveness through Energy, Environment and Economics	81.105	2.4
302	Recreation and Cultural Resource Management	15.223	**
303	Cooperative Endangered Species Conservation Fund	15.615	5.8
303	Urban Park and Recreation Recovery Program: Rehabilitation and Innovation	15.919	
303	Urban Park and Recreation Recovery Action Program: Planning	15.919	3.0
304	Solid Waste Management	10.762	3.0
304	Nonpoint Source Implementation	66.460	50.0
304	(a) National Pollution Discharge Elimination System	66.463	16.5
	(b) Near Coastal Waters	66.464	2.8
304	Environmental Education (EEG)	66.951	2.5
306	Unallied Management Projects (NOAA)	11.454	*
306	Climate and Air Quality Research	11.459	0.05
306	Habitat Conservation (NOAA)	11.463	0.1
306	Marine Instrumentation Special Projects (NOAA)	11.466	0.9
306	Congressionally Identified Construction Projects (NOAA)	11.469	20.0
401	National Highway System	20.205	3,493.6
401	Congestion Mitigation and Air Quality Improvement Program	20.205	997.9
401	Transit Planning and Research	20.514	27.7
401	Motorcycle Helmet and Safety Belt Incentive	20.602	12.0
407	State Access to the Oil Spill Liability Trust Fund	20.006	1.0
407	Interagency Hazardous Materials Public Sector Training and Planning	20.703	8.9
407	Support Mechanisms for Disadvantaged Businesses	20.903	0.4
452	Water and Waste Disposal	10.770	25.0
			*
501	Commercial Drivers Education	84.247	
501	Demonstration Projects for the Integration of Vocational and Academic Learning	84.248	3.0
501	Foreign Languages Assistance	84.249	10.9
501	Supplementary State Grants for Facilities Equipment, and Other Program Improvement Activities	84.253	10.0
501	State Literacy Resource Centers	84.254	12.8
501	Literacy for Incarcerated Adults	84.255	9.9
502	Periodicals Published Outside the U.S.	84.251	1.0
506	(a) Rehabilitation Training: Experimental and Innovative	84.263	0.8
	(b) Continuing Education	84.264	4.3
	(c) State Vocational Rehabilitation Unit In-Service Training	84.265	5.7
506	Special Programs for the Aging: Title III, Part F Preventive Health Services	93.043	17.0
506	Abandoned Infants	93.551	13.6
506	Family Resource and Support Program	93.580	4.9
550	State Data Collection: Uniform Alcohol and Drug Abuse Data	93.179	6.0
550	Grants to States for Operation of Offices of Rural Health	93.913	2.0
550	Residents of Public Housing Primary Care Program	93.927	8.9
550	Special Projects of National Significance (HIV)	93.928	6.3
550	Comprehensive Residential Drug Prevention and Treatment Projects for Substance-Using Women and Their Children	93.937	10.0
550	Support for School Health Education to Prevent the Spread of Acquired Immunodeficiency Syndrome	93.938	28.7
550	HIV Prevention Activities: Health Department Based	93.940	144.0
550	HIV Demonstration, Research, Public and Professional Education Projects	93.941	39.0
550	Research, Treatment and Education Programs on Lyme Disease in the U.S.	93.942	5.4

Exhibit 1 (cont.)
Categorical Grant Programs Listed in FY 1993, but Not in FY 1991¹

Budget Subfunction Number	Title	CFDA Number	FY 1993 Estimated Obligations (millions)
550	Epidemiologic Research Studies of Acquired Immunodeficiency Syndrome (AIDS) and Human Immunodeficiency Virus (HIV) Infection in Selected Population Groups	93.943	19.9
550	Human Immunodeficiency Virus (HIV)/Acquired Immunodeficiency Virus Syndrome (AIDS) Surveillance	93.944	47.9
550	Assistance Program for Chronic Disease Prevention and Control	93.945	3.4
550	Support for State-Based Infant Initiative Programs	93.946	2.7
550	Tuberculosis Demonstration, Research, Public and Professional Education	93.947	1.0
550	HIV/AIDS and Related Diseases among Substance Abusers: Community-Based Outreach and Intervention Demonstration Program	93.949	10.6
550	Capacity Expansion Program	93.950	86.0
550	Modification of Trauma Care Component of State EMS Plan	93.953	4.1
550	Health and Safety Programs for Construction Work and Model Construction Safety and Health	93.955	1.8
550	Centers for Agricultural Research, Education and Disease and Injury Prevention and Occupational Respiratory Disease and Musculoskeletal Disorders Evaluation and Rehabilitation	93.956	3.9
550	Occupational Health and Surveillance	93.957	11.9
551	Healthy Start Initiative	93.926	8.0
551	Demonstration Grants to States for Community Scholarships	93.931	0.5
551	Demonstration Grants to States with Respect to Alzheimer's Disease	93.951	4.7
551	Improving EMS/Trauma Care in Rural Areas	93.952	0.5
552	Medical Treatment Effectiveness Research	93.180	44.7
604	Home Ownership and Opportunity for People Everywhere: Planning and Implementation	14.185	21.0
604	Shelter Plus Care	14.238	0.3
604	Home Investment in Affordable Housing	14.239	1,000.0
604	Housing Opportunities for Persons with AIDS	14.241	147.7
609	Refugee Assistance: Voluntary Agency Programs	93.567	39.0
751	Fair Housing Initiatives Program (FHIP) Fair Housing Organization Initiative	14.313	*
752	Americans with Disabilities Act Technical Assistance Program	16.108	2.6
999	Hope for Ownership of Single Family Homes: Planning and Implementation	14.230	95.0
999	Homeless Veterans Reintegration Project	17.805	5.1
999	Hazardous Materials Training Program for Implementation of the Superfund Amendment and Reauthorization Act (SARA) of 1986	83.011	3.7
999	Hazardous Materials Exercise Assistance	83.012	0.2
999	State and Local Emergency Management Assistance: Other Assistance	83.531	18.9
999	Facilities and Equipment	82.532	8.3

¹ Programs listed in FY 1993 but not in FY 1991 were mainly programs enacted by the Congress and funded in the two-year period. In a few cases, the programs had been enacted prior to FY 1991, but were not funded until later. In some cases, the programs added represented a change in the category of assistance shown in the *Catalog of Federal Domestic Assistance* (e.g., from "Direct Payments for Specified Use" or "Provision of Specialized Services" to "Project Grants") or the type of eligible recipient (e.g., from "public or private organizations" to "state and local governments").

* Less than \$0.05 million.

** Not separately identifiable.

Source: ACIR tabulation based on *Catalog of Federal Domestic Assistance, United States Code*, and federal agency contacts FY 1993 estimated obligations from *Catalog of Federal Domestic Assistance*. FY 1993 estimates for the National Highway System and the Congestion Mitigation and Air Quality Improvement Program are from *Budget of the United States Government, Fiscal Year 1994*, p. A-825.

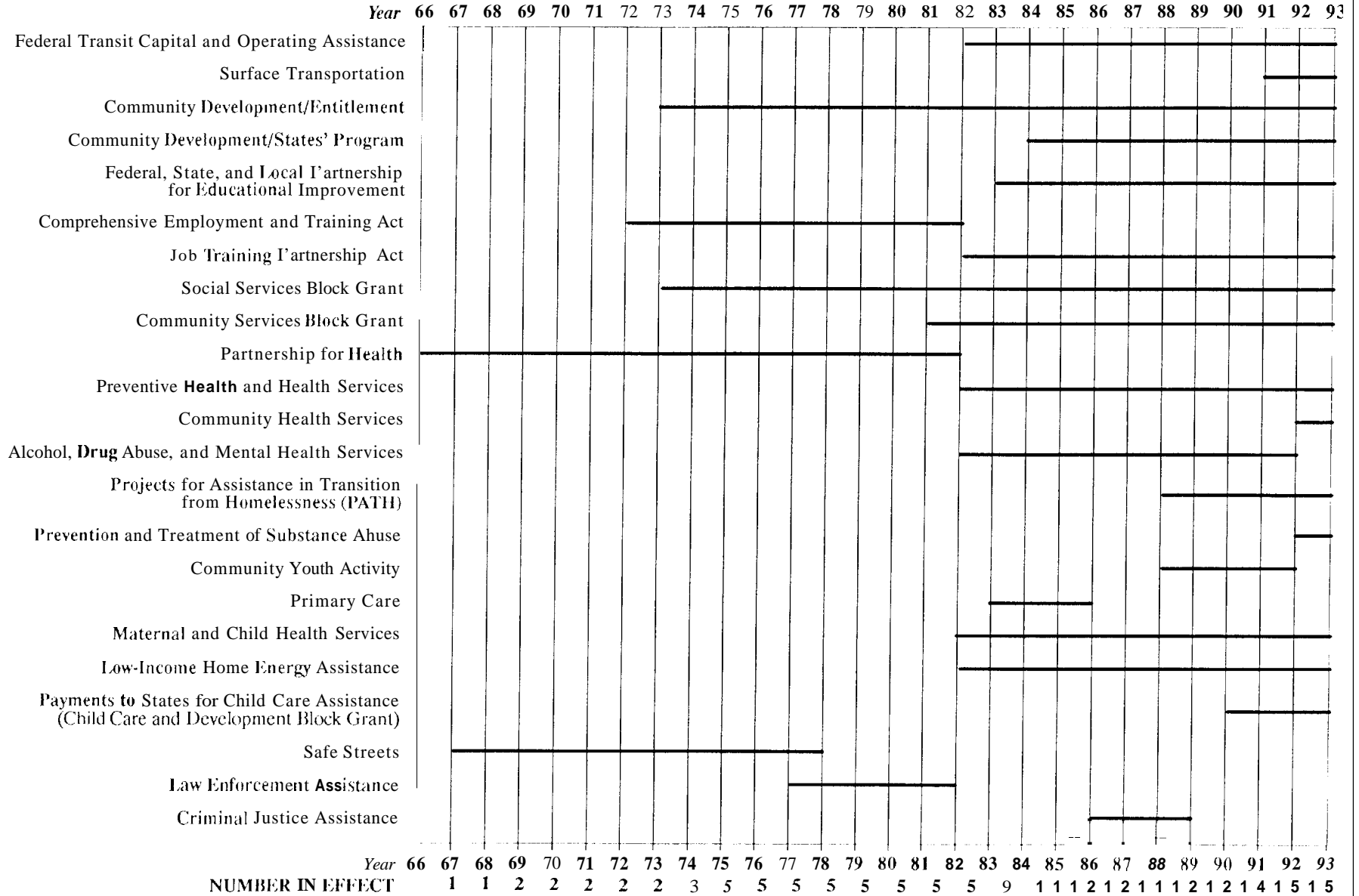
Exhibit 2
Categorical Grant Programs Listed in FY 1991, but Not in FY 1993¹

Budget Subfunction Number	Title	CFDA Number
276	Minority Math-Science Leadership Development Recognition	81.099
304	Construction Grants for Waste Water Treatment Works	66.418
304	Toxic Release Inventory Data Quality Capabilities Program	66.705
306	Cooperative Fisheries Statistics	11.434
401	Federal Aid Highways: Primary System	20.205
401	Federal Aid Highways: Secondary System	20.205
401	Federal Aid Highways: Urban System	20.205
401	Pavement Marking Demonstration	20.205
451	Rental Housing Rehabilitation	14.230
501	Postsecondary Education Programs for Persons with Disabilities	84.078
501	Education for Homeless Children and Youth: Exemplary Grants	83.125
501	Secondary Schools: Basic Skills Demonstration Assistance	84.227
506	Mini-Grant Program (ACTION)	72.010
550	Health Services Delivery to AIDS Victims: Demonstration Grants	93.133
550	Research Facilities Improvement (AIDS)	93.167
550	Community Youth Activity Demonstration	93.170
550	Drug Abuse Treatment Waiting List Reduction	93.175
550	HIV Home and Community-Based Health Services	93.199
550	Nurse Practitioner and Nurse Midwife Education and Traineeships	93.138
550	Prevention and Primary Health Care Services to Persons with HIV Infection and/or AIDS in Community Health Facilities	93.905
550	Subacute Care Demonstration (AIDS patients)	93.909
550	Facilities Construction Projects to Support Centers for Treatment and Research on Substance Abuse	93.90
550	ADAMHA Science Education Partnership Award	93.921
551	Temporary AIDS Drug Reimbursements	93.146
554	Employee Assistance Programs: Drug, Alcohol Abuse	17.501
609	Child Care Improvement	93.039
999	Other State and Local Direction, Control and Warning	83.504
999	Facility Survey, Engineering and Development	83.509
999	State and Local Emergency Operating Centers	83.512
999	State and Local Warning and Communication Systems	83.513
999	Population Protection Planning	83.514
999	Emergency Broadcast System Guidance and Assistance	83.515
999	Radiological Defense	83.57

¹ Programs listed in FY 1991 but not in FY 1993 were mainly programs that expired, or that the Congress repealed or did not fund for FY 1993. In a few cases, the programs dropped from the listing represented a change in the ACIK classification of type of assistance (e.g., from "Formula Grant" to "Direct Payment for Specified Use") or eligible recipient (from "State and Local Governments" to "Private Persons").

Source: ACIR tabulation based on *Catalog of Federal Domestic Assistance, United States Code*, and federal agency contacts

Figure 1
Block Grants in Effect, 1966-1993



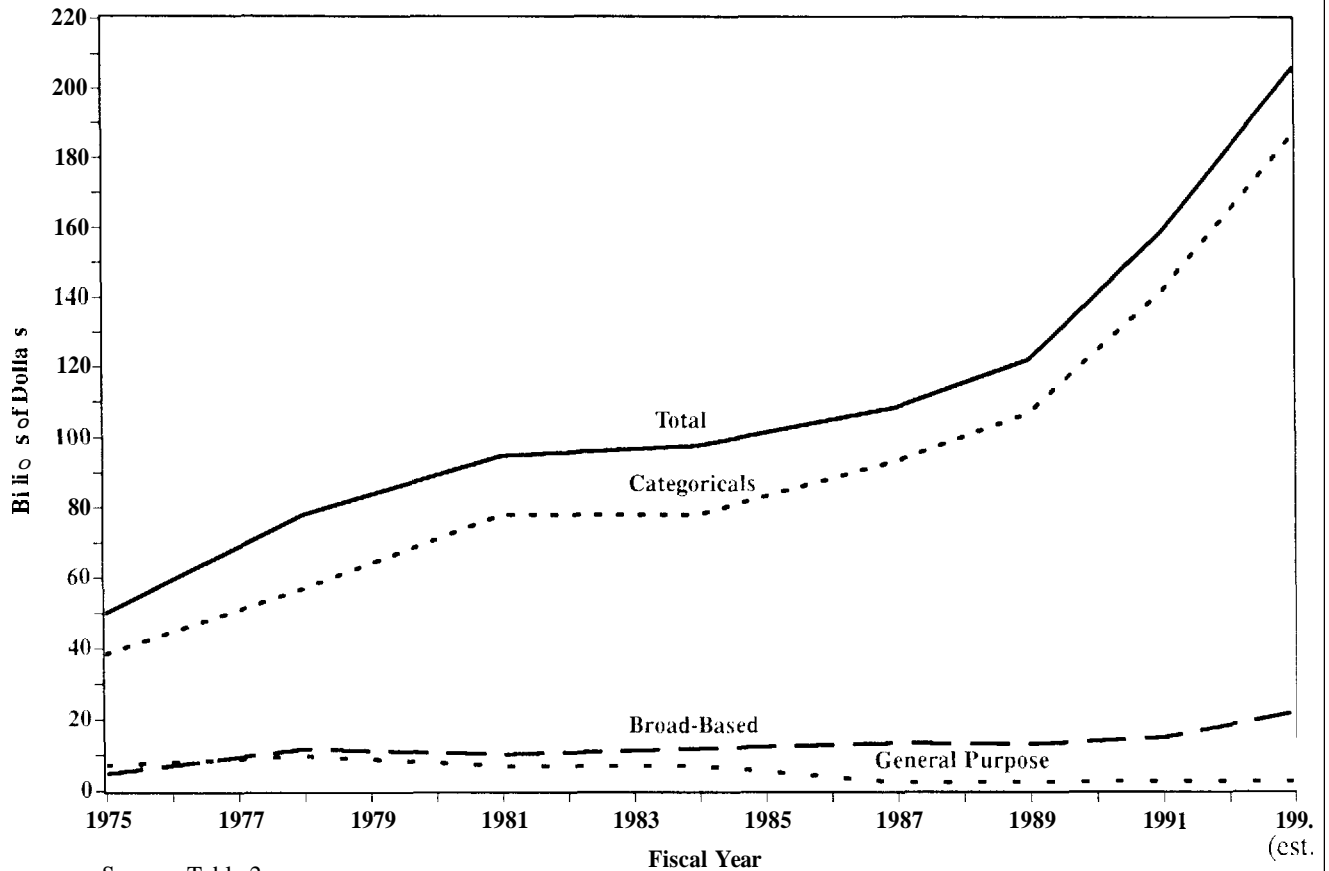
Sources: United States Code and 1993 Catalog of Federal Domestic Assistance.

Table 2
Outlays for General Purpose, Broad-Based, and Other Grants Selected Fiscal Years, 1975-1993
(dollar amounts in billions)

	1975	1978	1981	1984	1987	1989	1991	1993 (est.)
Current Dollars								
General Purpose	7.0	9.6	6.8	6.8	2.1	2.3	2.2	2.4
Broad-Based (Mostly Blocks)	4.6	11.5	10.0	13.0	13.1	11.7	16.4	21.5
Other (Categoricals)	38.2	56.8	77.9	77.8	93.2	106.9	133.4	152.2
Total	49.8	77.9	94.7	97.6	108.4	122.0	152.0	206.4
Constant Dollars (1987 = 100.0)								
General Purpose	14.2	15.9	8.6	7.5	2.1	2.1	1.9	1.9
Broad-Based (Mostly Blocks)	9.3	19.1	12.7	14.3	13.1	11.7	13.0	17.6
Other (Categoricals)	77.6	94.2	98.7	85.5	93.2	98.5	113.2	137.4
Total	101.2	129.2	120.0	107.3	108.4	112.4	129.0	166.9
Percent of Total								
General Purpose	14.1	12.3	7.2	7.0	1.9	1.9	1.4	1.1
Broad-Based	9.2	14.7	10.6	13.3	12.1	10.4	10.8	10.6
Categoricals	76.7	73.0	82.2	79.7	86.0	87.6	87.8	88.3
Total	100.0	100.0	100.0	100.0	100.0	100.0	100.0	100.0

Source: Outlay data for FY 1975-1989 are from U.S. Office of Management and Budget, Office of Budget Analysis, unpublished report, 1991. Outlay data for FY 1991 and FY 1993 (estimated) are from U.S. Office of Management and Budget, *Budget of the United States Government, Fiscal Years 1993 and 1994*, and *Catalog of Federal Domestic Assistance, 1993*. Constant dollar computation based on GDP Implicit Price Deflator, in *Survey of Current Business*, July 1993.

Figure 2
Grant Outlays, by Type, Selected Fiscal Years, 1975-1993
(current dollars)



Source Table 2.

Figure 3
Grant Outlays, by Type, Selected Fiscal Years, 1975-1993
 (constant dollars, 1987 = 100)

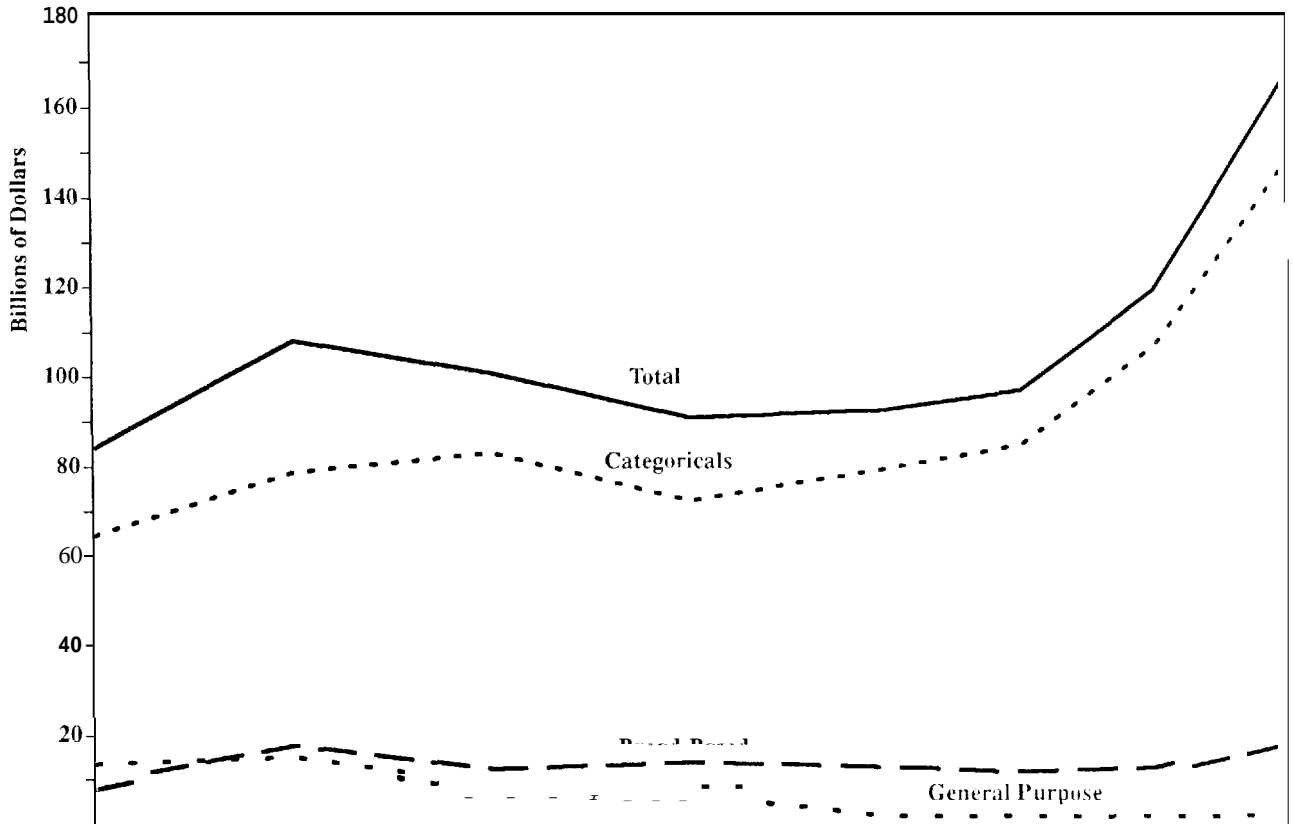
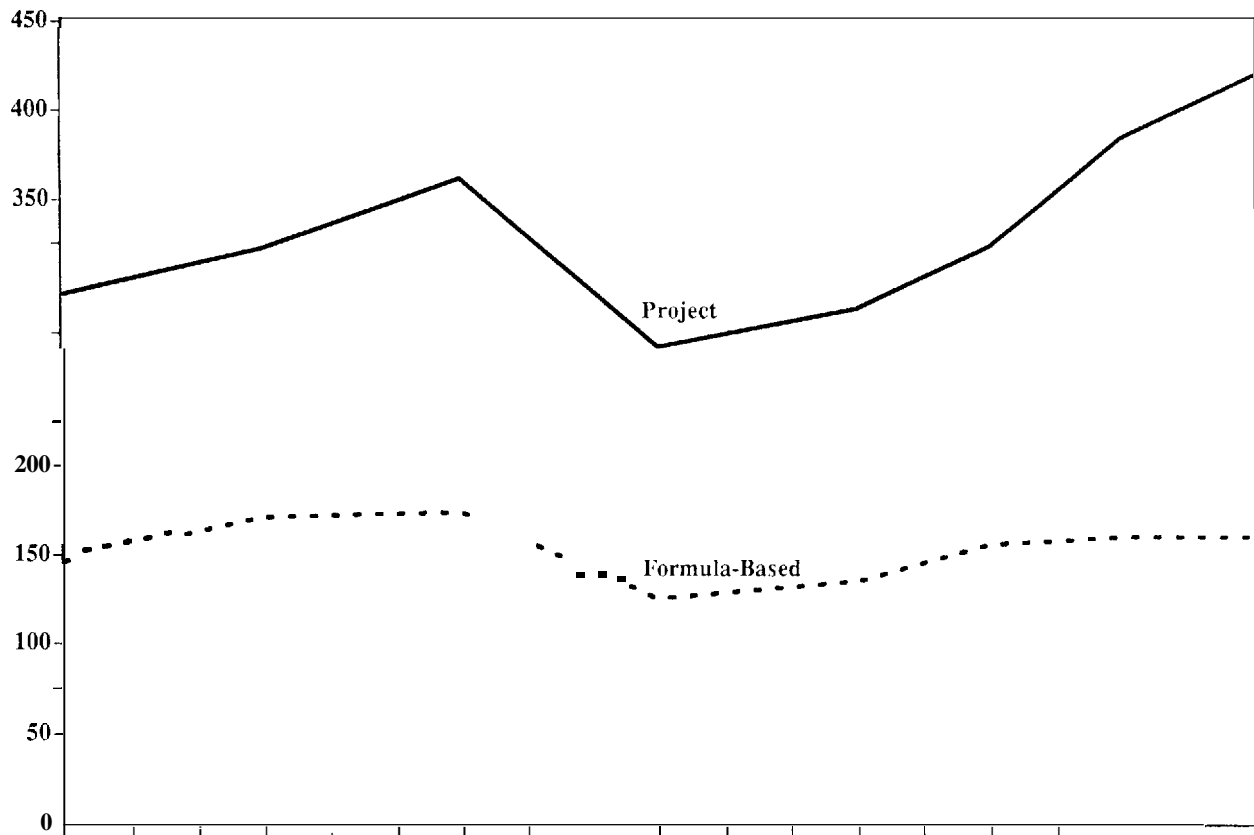


Table 3
Number of Categorical Grants, by Type
Selected Fiscal Years, 1975-1993

	Alloted Formula		FORMULA BASED				Total		PROJECT		TOTAL	
	No.	%	Project Grants Subject to Formula Allocation		Open-End Reimbursement		No.	%	No.	%	No.	%
1975	96	21.7	35	7.9	15	3.4	146	33.0	296	67.0	442	100.0
1978	106	21.5	47	9.6	17	3.5	170	34.6	322	65.4	492	100.0
1981	111	20.8	42	7.9	20	3.7	173	32.4	361	67.6	534	100.0
1984	80	20.4	27	6.9	18	4.6	125	31.9	267	68.1	392	100.0
1987	93	22.3	23	5.5	18	4.0	133	31.8	288	68.2	422	100.0
1980	117	24.5	21	4.4	17	3.6	155	32.5	323	67.6	478	100.0
1991	119	21.9	22	4.1	18	3.3	159	29.3	384	70.7	543	100.0
1993	114	19.7	28	4.8	17	2.9	159	27.5	419	72.5	578	100.0

Source: ACIR tabulation based on *Catalog of Federal Domestic Assistance, United States Code*, and federal agency contacts.

Figure 4
Number of Categorical Formula-Based and Project Grants, Selected Fiscal Years, 1975-1993



Other Trends

In the FY 1991-93 period, the proportion of programs requiring state or local matching funds increased from 49.9 percent to 51.6 percent (Table 5). This marked a reversal of the trend of decline in matching requirements from 55 percent in 1985 to 49.9 percent in 1991. In the past two years, 51 percent of the 74 added programs required matching of federal funds by the grant recipients, as against 36 percent of the 39 discontinued programs.

As would be expected, changes in the breakdown of grants by department or agency reflect the changing functional mix (Table 6). The Public Health Service, the Department of Housing and Urban Development, and the Department of Education had the greatest increases in the number of grant programs between FY 1991 and 1993. The Public Health Service and Education were also the leading growth centers from 1987 to 1989 and from 1989 to 1991.

As usual, most of the new programs added from FY 1991 to FY 1993 were relatively small in terms of funding.¹ The median (middle item) of estimated obligations for FY 1993 was \$5.4 million. The mean (average) was \$26.4 mil-

lion, showing the effect of a few larger budget programs, such as Home Investment in Affordable Housing, \$1 billion (CFDA 14.239); Housing Opportunities for Persons with AIDS, \$147.7 million (CFDA 14.241); and HIV prevention Activities—Health Department Based, \$144 million (CFDA 93.940).

Over the years, there has been some shifting in the proportion of categorical grant programs directed to various types of recipients (Table 7). In the past two years, the percentages going to state governments exclusively and to state and local governments together declined slightly while the percentage of programs for which non-governmental organizations (public and private nonprofit) are eligible along with state and local governments rose from 49.0 percent to 50.5 percent. As shown in Table 7, the shift to the latter group has been the general trend since 1975.

¹This presumes excluding the National Highway System and the Congestion Mitigation and Air Quality Improvement Program from the list of "new" programs because they essentially replace previously funded programs.

Table 4
Number of Grant Programs, by Budget Subfunction and Grant Type, FY 1989, 1991, and 1993

BLOCK GRANTS												
Budget Function and Subfunction	1989			1991			1993			Change 1991-1993		Change 1989-1993
401 Ground Transportation	1		1	1		1	2			+ 1	+ 1	
451 Community Development	2		2	2		2	2			-	-	
501 Elementary, Secondary, Vocational Education	1		1	1		1	1			-	-	
504 Training and Employment	1		1	1		1	1			-	-	
506 Social Services	2		2	2		2	2			-	-	
550 Health	4		4	4		4	4			-	-	
551 Health Care Services	1		1	1		1	1			-	-	
609 Other Income Security	1		2	2		2	2			-	+ 1	
754 Criminal Justice Assistance	1		-	-		-	-			-	- 1	
Total Block Grants	14		14	14		15				+ 1	+ 1	
CATEGORICAL GRANTS												
Budget Function and Subfunction	1989			1991			1993			Change		
	Formula	Project	Total	Formula	Project	Total	Formula	Project	Total	1991-1993	1989-1993	
050 National Defense												
051 Department of Defense-Military	-	3	3	-	3	3	-	4	4	+ 1	+ 1	
053 Atomic Energy Defense Activities	-	-	-	-	1	1	-	2	2	+ 1	+ 2	
250 General Science, Space and Technology												
250 General Science, Space and Technology	-	-	-	-	-	-	-	1	1	+ 1	+ 1	
270 Energy												
270 Energy	2	-	2	2	-	2	2	-	2	-	-	
271 Energy Supply	-	7	7	-	7	7	-	7	7	-	-	
273 Energy Conservation	2	-	2	2	1	3	2	1	3	-	+ 1	
276 Energy Information, Policy and Regulation	-	1	1	-	2	2	-	1	1	- 1	-	
300 Natural Resources and Environment												
301 Water Resources	-	2	2	-	2	2	-	2	2	-	-	
302 Conservation and Land Management	1	10	11	1	11	12	1	12	13	+ 1	+ 2	
303 Recreational Resources	5	2	7	5	3	8	5	5	10	+ 2	+ 3	
304 Pollution Control and Abatement	9	13	22	8	18	26	7	22	29	+ 3	+ 7	
306 Other Natural Resources	2	8	10	2	17	19	2	17	19	-	+ 9	
350 Agriculture												
351 Farm Income Stabilization	1	-	1	2	-	2	2	-	2	-	+ 1	
352 Agricultural Research and Services	4	7	11	4	7	11	4	7	11	-	-	

Table 4 (cont.)
Number of Grant Programs, by Budget Subfunction and Grant Type, FY 1989, 1991, and 1993

Budget Function and Subfunction	CATEGORICAL GRANTS									Change	
	1989			1991			1993			1991-1993	1989-1993
	Formula	Project	Total	Formula	Project	Total	Formula	Project	Total		
370 Housing Credit											
371 Mortgage Credit and Deposit Insurance	-	1	1	-	1	1	-	1	1	-	-
376 Other Advancement of Connrcce	-	5	5	1	6	7	1	6	7	-	+2
400 Transportation											
401 Ground Transportation	16	10	26	16	10	26	15	11	26	-	-
402 Air Transportation	1	-	1	1	-	1	1	-	1	-	-
403 Water Transportation	1	1	2	1	1	2	1	1	2	-	-
407 Other Transportation	1	-	1	1	-	1	1	3	4	+3	+3
450 Community and Regional Development											
451 Community Development	3	7	10	3	5	8	2	5	7	-1	-3
452 Area and Regional Development	3	17	20	3	18	21	3	19	22	+1	+2
453 Disaster Relief and Insurance	-	8	8	-	8	8	-	8	8	-	-
500 Education, Training, Employment and Social Services											
500 General	2	-	2	2	-	2	-	-	-	-2	-2
501 Elementary, Secondary, and Vocational Education	26	50	76	25	57	82	27	57	84	+2	+8
502 Higher Education	3	6	9	3	6	9	3	7	10	+1	+1
503 Research and General Education Aids	5	8	13	5	10	15	5	11	16	+1	+3
504 Training and Employment	6	3	9	5	3	8	5	3	8	-	-1
505 Other Labor Services	-	2	2	-	2	2	-	2	2	-	-
506 Social Services	22	47	69	24	51	75	27	53	80	+5	+11
550 Health											
550 General	2	51	53	4	70	74	3	79	82	+8	+29
551 Health Care Services	3	5	8	3	7	10	2	11	13	+3	+5
552 Health Research	-	-	-	-	-	-	-	1	1	+1	+1
554 Consumer and Occupational Health and Safety	1	3	4	1	4	5	1	3	4	-1	-
600 Income Security											
601 General Retirement and Disability Insurance	-	1	1	-	1	1	-	1	1	-	-
604 Housing Assistance	1	2	3	1	4	5	3	7	10	+5	+7
605 Food and Nutrition Assistance	14	-	14	14	-	14	14	-	14	-	-
609 Other Income Security	4	3	7	6	3	9	5	4	9	-	+2
700 Veterans Benefits and Services											
703 Hospital and Medical Care for Veterans	3	1	4	3	1	4	3	1	4	-	-
705 Other Veterans Benefits and Services	-	1	1	-	1	1	-	1	1	-	-

Table 4 (cont.)
Number of Grant Programs, by Budget Subfunction and Grant Type, FY 1989, 1991, and 1993

Budget Function and Subfunction	CATEGORICAL GRANTS									Change		
	1989			1991			1993			1991-1993	1989-1993	
	Formula	Project	Total	Formula	Project	Total	Formula	Project	Total			
750 Administration of Justice												
751 Federal Law Enforcement Activities	-	2	2	-	3	3	-	4	4	+1	+2	
752 Federal Litigative and Judicial Activities	-	-	-	-	-	-	-	1	1	+1	+1	
754 Criminal Justice Assistance	5	13	18	5	13	18	5	13	18	-	-	
800 General Government												
804 General Property and Records Management	-	2	2	-	2	2	-	1	1	-1	-1	
808 Other General Property	-	1	1	-	-	-	-	-	-	-	-1	
999 Multiple Functions	7	20	27	6	25	31	7	24	31	-	+4	
Total Categorical Grants	155	323	478	159	384	543	159	419	578	+35	+100	

Source: ACIK tabulation based on *Catalog of Federal Domestic Assistance, United States Code*, and federal agency contacts

Table 5
**Number of Categorical Grant Programs, by Grant Type, Existence of Non-Federal Match, and Eligible Recipients
 FY 1989, 1991, and 1993**

	Non-Federal Match						Eligible Recipients*											
	Yes			NO			State Only			State and Local Governments			Local Only			State, Local and Other*		
	1989	1991	1993	1989	1991	1993	1989	1991	1993	1989	1991	1993	1989	1991	1993	1989	1991	1993
Formula-Based																		
Allotted Formula	57	60	58	60	59	56	96	99	97	7	8	6	5	6	6	9	6	5
Formula/Project	16	15	17	5	7	11	8	9	13	5	4	5	0	0	0	8	9	10
Open End Reimbursement	12	12	12	5	6	5	13	14	13	1	1	1	0	0	0	3	3	3
Total	85	87	87	70	72	72	117	122	123	13	13	12	5	6	6	20	18	18
Project	160	184	211	163	200	208	63	84	90	32	37	39	12	15	16	216	248	273
Total	245	271	298	233	272	280	180	206	213	45	50	51	17	21	22	236	266	292
Percent	51.3	49.9	51.6	48.7	50.1	48.4	37.6	37.7	36.8	9.4	9.2	8.8	3.6	3.9	3.8	49.4	49	50.5

* "Other" includes public and private nonprofit organizations.

Source: ACIR tabulation based on *Catalog of Federal Domestic Assistance, United States Code*, and federal agency contacts.

Table 6
Number of Grant Programs, by Type and Administering Agency, FY 1989, 1991, and 1993

	BLOCK GRANTS				
	1989	1991	1993	Change 1991-1993	Change 1989-1993
Education	1	1	1	-	-
Health and Human Services					
Administration for Children and Families	-	-	4	+4	+4
Human Development Services	2	1	-	-1	-2
Public Health Service	5	5	5	-	-
Family Support Administration	1	3	-	-3	-1
Housing and Urban Development	2	2	2	-	-
Justice	1	-	-	-	-1
Labor	1	1	1	-	-
Transportation	1	1	2	+1	+1
Total Block Grants	14	14	15	+1	+1

CATEGORICAL GRANTS

Budget Function and Subfunction	1989		1991		1993						Change	
					Total		Formula		Project			
	Number	Percent	Number	Percent	Number	Percent	Number	Percent	Number	Percent	1991-1993	1989-1993
Agriculture	38	7.9	40	7.4	44	7.6	23	14.3	21	5	+4	+6
Appalachian Regional Commission	12	2.5	12	2.2	12	2.1	-	-	12	2.9	-	-
Commerce	20	4.2	30	5.5	30	5.2	3	1.9	27	6.4	-	+10
Education	112	23.4	125	23	130	22.5	31	23	93	22.2	+5	+18
Energy	12	2.5	15	2.8	16	2.8	5	3.1	11	2.6	+1	+4
Environmental Protection Agency	34	7.1	39	7.2	41	7.1	7	4.3	34	8.1	+2	+7
Federal Emergency Management Agency	19	4	22	4.1	18	3.1	2	1.2	16	3.8	-4	-1
Health and Human Services*												
Administration for Children and Families	-	-	-	-	43	7.4	22	13.7	21	5	+43	+43
Administration on Aging	-	-	-	-	15	2.6	8	.5	7	1.7	+15	+15
Family Support Administration	12	2.5	13	2.4	-	-	-	-	-	-	-13	-12
Health Care Financing Administration	4	.8	4	.7	4	.7	2	1.2	2	.5	-	-
Human Development Services	38	7.9	42	7.7	-	-	-	-	-	-	-42	-38
Public Health Service	58	12.1	81	14.9	92	15.9	3	1.9	89	21.2	+11	+34
Social Security Administration	1	.2	1	.2	1	.2	-	-	1	.2	-	-
Housing and Urban Development	14	2.9	15	2.8	22	3.8	4	2.5	18	4.3	+7	+8
Interior	13	2.7	15	2.8	17	2.0	6	3.7	11	2.6	+2	+4
Justice	17	3.6	17	3.1	15	2.6	4	2.5	11	2.6	-2	-2
Labor	15	3.1	16	3	19	3.3	8	5	11	2.6	+3	+4
Transportation	30	6.2	30	5.5	33	5.7	18	12.4	15	3.6	+3	+3
Other**	20	6.1	26	4.8	26	4.5	7	4.3	19	4.5	-	-3
Total	478	99.7	543	100.1	578	100	159	100	419	99.8	+35	+100

* The Administration for Children and Families replaced the Office of Human Development Services in April 1991.

** For 1993, includes ACTION, Department of Defense, Federal Mediation and Conciliation Service, National Archives and Records Administration, National Foundation for the Arts and Humanities, Nuclear Regulatory Commission, Small Business Administration, and Department of Veterans' Affairs.

Source: ACIR tabulation based on *Catalog of Federal Domestic Assistance, United States Code*, and federal agency contacts.

While grant outlays have been on a general upward trend since 1975, from FY 1989 to 1993—the Bush Years—there was a sharp upturn (see Table 2). In constant dollars, outlays went from \$101.2 billion in 1975 to \$166.3 billion in 1993 (estimated), an average rise of 9.2 percent per year. For 1989-1993, the average yearly increase jumped to 12.1 percent, compared to an average yearly increase of 1.0 percent for the five years 1984-1989, and 1.5 percent for 1981-1989.

Table 8 shows grant outlays to states and localities by function and subfunction for FY 1989, FY 1991, and FY 1993 (estimated). Most prominent is Medicaid, the federal-state program for financing medical services for the poor. From 28.3 percent of total outlays in 1989, Medicaid rose to 34.6 percent in 1991 and 39.1 percent in 1993 (estimated). In 1975, Medicaid represented only 14 percent of total grant outlays. (This steady expansion of Medicaid outlays is an important reason for the current drive to reform the national health care system.)

With Medicaid's overwhelming impact on the total grant picture, some functions diminished in relative importance while several others more than held their own in absolute dollar figures. As shown in Figure 5, income security expenditures rose by \$15.1 billion or 47 percent; education, training, employment and social services by \$12 billion or 54 percent; and transportation by \$7.3 billion or 29 percent. Although at lower funding levels, community and regional development went **up** \$2.8 billion, 69 percent, and agriculture dropped over \$200 million, about 17 percent.

In terms of the structure of the grant system, the number of categorical grants continued to grow, from 478 in 1989 to 578 for 1993, or 21 percent. Most of these grants were narrowly drawn and small in dollar terms. The formula-project breakdown followed the recent trend, with formula grants growing by 3 percent and project grants by 30 percent. A net of only one new block grant was added to the 14 existing in 1989. The slowness in consolidating categorical grants into blocks was not for lack of interest by the administration. In his 1992 and 1993 budgets, President Bush proposed consolidating and turning over to the states grant programs totaling as much as \$20 billion, with the specifics to be determined by the Congress, the administration, and the governors. The administration proposed to replace these programs with a single consolidated block grant to the states. This proposal was not enacted.

Table 7
Number of Categorical Grant Programs by Eligible Recipients,
Selected Fiscal Years, 1975-1993

	1975		1978		1981		1984		1987		1989		1991		1993	
	No.	%	No.	%	No.	%	No.	%	No.	%	No.	%	No.	%	No.	%
States Only	162	36.7	191	38.8	194	36.3	153	39.0	164	38.9	180	37.7	206	37.9	213	36.9
State and Local	62	14.0	67	13.6	69	12.9	42	10.7	44	10.4	45	9.4	50	9.2	51	8.8
Local Only	20	4.5	26	5.3	23	4.3	14	3.6	15	3.6	17	3.6	21	3.9	22	3.8
State and Local, and Public and Private Nonprofits	198	44.8	208	42.3	248	46.4	183	46.7	199	47.2	236	49.4	266	49.0	292	50.5
Total	442	100.0	492	100.0	534	100.0	392	100.0	422	100.0	478	100.0	543	100.0	578	100.0

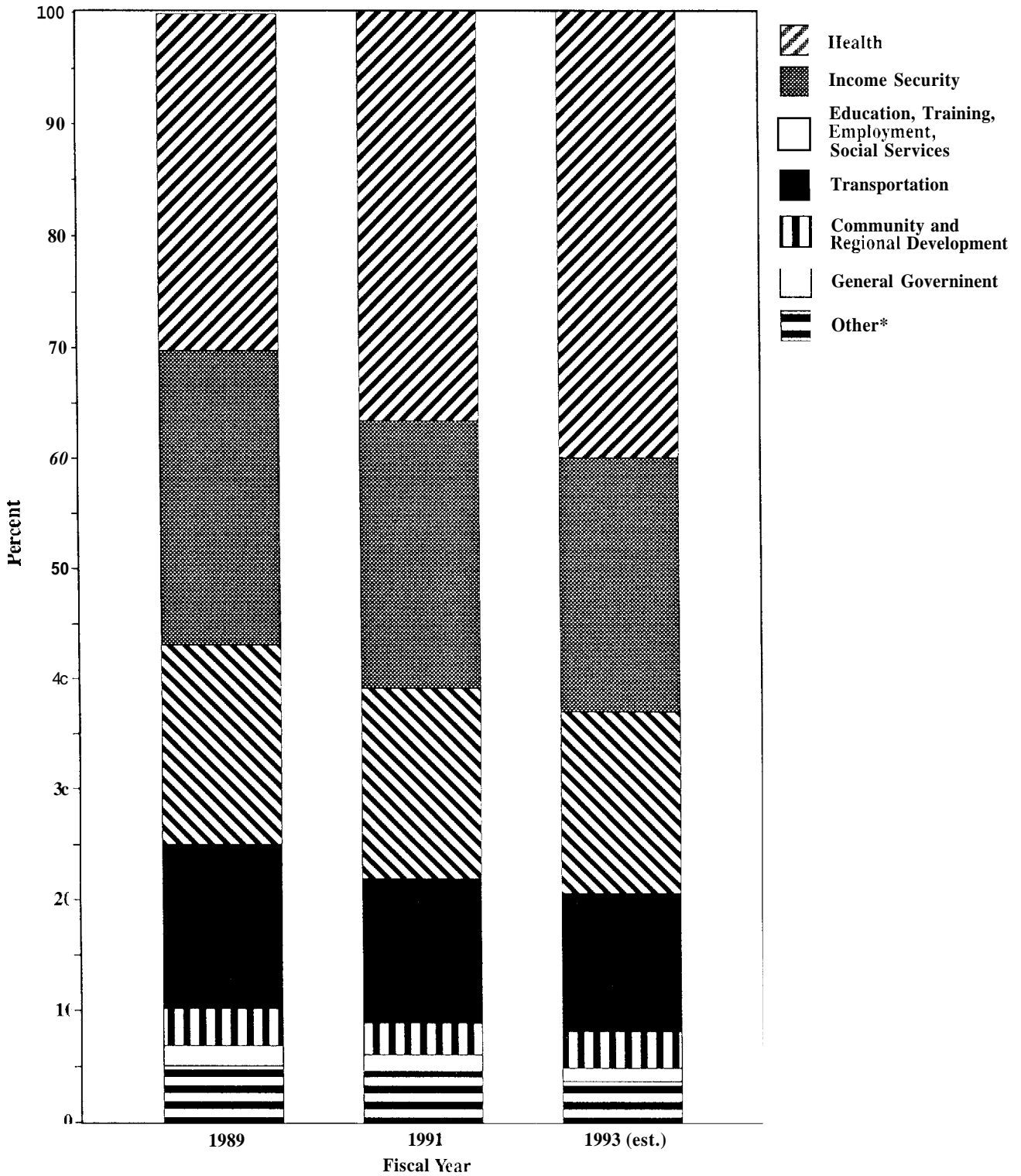
Source: ACIR tabulation based on *Catalog of Federal Domestic Assistance, United States Code*, and federal agency contacts

Table 8
Federal Outlays for Grants to States and Localities
FY 1989, FY 1991, FY 1993
(dollars in millions)

	1989		1991		1993 (est.)	
	Amount	Percent of Total	Amount	Percent of Total	Amount	Percent of Total
National Defense	253	0.2	185	0.1	320	0.2
Energy	420	0.3	457	0.3	448	0.2
Natural Resources and Environment	3,606	3.0	4,040	2.7	4,243	2.1
Agriculture	1,359	1.1	1,220	0.8	1,126	0.5
Transportation	18,225	14.9	19,878	13.1	23,518	11.4
Federal Aid Highways	13,196		14,124		17,145	
Other	5,029		5,755		6,373	
Community and Regional Development	4,074	3.3	4,273	2.8	6,872	3.3
Community Development	2,948		2,976		3,811	
FEMA	132		497		2,041	
Other	994		800		1,020	
Education, Training, Employment and Social Services	21,987	18.0	26,020	17.2	33,940	16.4
Compensatory Education for the Disadvantaged	4,165		5,193		7,281	
School Improvement Programs	846		1,243		1,572	
Rehabilitation Services and Disability Research	1,490		1,751		2,001	
Vocational and Adult Education	824		1,038		1,233	
Social Services Block Grant	2,671		2,822		2,845	
Payments to States for Foster Care and Adoption Assistance	1,338		2,120		2,946	
Human Development Services	2,571		-		-	
Administration for Children and Families	-		2,920		4,325	
Training and Employment Services	3,020		2,985		4,147	
Other	5,062		5,948		7,590	
Health	36,679	30.1	55,783	36.7	84,488	40.9
Medicaid	34,604		52,533		80,511	
Other	2,075		3,250		3,977	
Income Security	32,523	26.7	36,856	24.3	47,666	23.1
Child Nutrition	4,437		5,399		6,667	
Family Support Payments to States	11,166		13,520		15,768	
Subsidized Housing	6,154		5,226		8,213	
Unemployment Trust Fund	1,714		1,954		2,613	
Operation of Low-Income Housing	773		2,004		2,406	
Home Energy Assistance	-		1,742		-	
Other	8,279		7,011		11,999	
Veterans' Benefits and Services	127	0.1	141	0.1	197	0.1
Administration of Justice	520	0.4	940	0.6	1,188	0.6
General Government	2,204	1.8	2,224	1.5	2,391	1.2
General Revenue Sharing	-		-		-	
Federal Payment to the District of Columbia	538		671		726	
Other	1,666		1,553		1,665	
Total	121,977	99.9	152,017	100.2	206,397	100

Source: U.S. Office of Management and Budget, Historical Tables, *Budget of the United States Government, Fiscal Year 1992*, Table 12-3; *Budget of the United States Government, Fiscal Year 1993*, Table 21-4; *Budget of the United States Government, Fiscal Year 1994*, pp 81-85.

Figure 5
Federal Outlays for Grants to States and Localities, Percentage Distribution by Function
 FY 1989, FY 1991, and FY 1993



* Includes National Defense, Energy, Natural Resources and Environment, Agriculture, Veterans' Benefits and Services, and Administration of Justice.

Source: Table 8.

Methodology

In counting grant-in-aid programs to state and local governments for this report, ACIR used a slightly modified version of the definition used by the Office of Management and Budget (OMB) in its instructions to executive agencies for preparing and submitting budget estimates (Circular A-11). Following is OMB's definition:

... grants to State and local governments are defined as outlays by the Federal Government in support of State or local programs of government operations or provision of services to the public. . . .

Grants include:

- direct cash grants to State or local governmental units, to other public bodies established under State or local law, or to their designee;
- payments for grants-in-kind, such as purchases of commodities distributed to State or local governmental institutions (e.g., school lunch programs);
- payments to nongovernmental entities when such payments result in cash or in-kind services or products that are passed on to State or local governments (e.g., payments to the Corporation for Public Broadcasting or to the American Printing House for the Blind);
- payments to regional commissions and organizations that are redistributed at the State or local level to provide public services;
- federal payments to State and local governments for research and development that is an integral part of the State and local governments' provision of services to the general public (e.g., research on crime control financed from law enforcement assistance grants or on mental health associated with the provision of mental rehabilitation services—see discussion below for exclusions related to research and development and payments for services rendered);
- direct loan or loan guarantee subsidies to State or local governments; **and**
- shared revenues; these payments to State or local governments are computed as a percentage of the proceeds from the sale of certain Federal proper-

ty, products, or services (e.g., payments from receipts of Oregon and California grant lands) or arc tax collections by the Federal Government that are passed on to State or local governments (e.g., internal revenue collections for Puerto Rico).

Excluded under this definition are:

- Federal administrative expenses associated with these programs;
- grants directly to profit-making institutions, individuals, and nonprofit institutions not covered above (e.g., payments to Job Corps centers and trainees);
- payments for research and development not directly related to the provision of services to the general public (e.g., basic research);
- payments for services rendered (e.g., utility services, training programs and expenses for Federal employees, research and development for Federal purposes conducted under contracts, grants, or agreements by such agencies as the National Institutes of Health, the National Science Foundation, the Department of Energy, the National Aeronautics and Space Administration, and the Department of Defense); and
- Federal grants to cover administrative expenses for regional bodies and other funds not redistributed to the States, or their subordinate jurisdictions (e.g., the administrative expenses of the Appalachian Regional Commission).¹

The OMB definition is used in this report with the following exceptions: shared revenues and loan subsidies have been excluded, and programs of aid to institutions of higher education have been included only if the aid is exclusively to public institutions of higher education or if State or local governments have a role in the process.

Funded programs meeting these criteria were identified in the 1993 *Catalog of Federal Domestic Assistance* (OMB-GSA, June 1993), which is a "government-wide

¹ Executive Office of the President, Office of Management and Budget, *Circular No. A-11*, Revised, Transmittal Memorandum No. 64, Preparation and Submission of Budget Estimates, August 4, 1993, section 25.2.

compendium of federal programs, projects, services, and activities which provide assistance or benefits to the American public." Programs appearing in the catalog in 1993 and not in 1991 were checked against their legislative authorization (or executive order) to make certain that each such new program conformed to the rule followed in this **ACIK**

series, that is, that each separately counted program must have a separate legislative authorization. The source for the legislative authorization was the *United States Code, 1988 Edition, Supplement II, 1990*, and *United States Code, Congressional and Administrative News, 103rd Congress, 1993*.

Data Included

This report lists the block and categorical grant programs funded on January 1, 1993. The programs are listed by budget subfunction number and within that by the corresponding number assigned in the *Catalog of Federal Domestic Assistance*. The following information is shown for each program:

1. Budget subfunction classification and title;
2. U.S. Code or Public Law reference;
3. Grant type (method of distribution);
4. Formula data elements, where applicable;
5. Eligible grant recipients;
6. Maximum federal share;
7. Administering agency; and
8. *Catalog of Federal Domestic Assistance* number.

The following brief descriptions of these terms may help the reader in using the report.

Budget Subfunction—These are the subfunctional categories and numbers that appear in the 1993 *Catalog of Federal Domestic Assistance*, Appendix III. For example, Budget Function 500 is Education, Training, Employment, and Social Services; Subfunction 501 is Elementary, Secondary, and Vocational Education.

Grant Type—*Formula* grants determine each eligible recipient's allotment by formula. *Project* grants require competitive applications. In some cases, competition for project grant funds is constrained by a formula that may, for instance, determine how much money applicants within each state may receive. These grants are termed *formula/project* grants. Seventeen of the 161 formula-based grant entries are marked with an asterisk to indicate their open-end character.

Formula Data Elements—These are the 13 major categories of statistical series used in formula grants as identified

by the U.S. General Accounting Office in *Grants Formulas: A Catalog of Federal Aids to States and Localities* (Washington, DC, 1987, GAO/HRD-87-28). The report is as of fiscal year 1984. ACIR has applied the GAO classification to formula grant programs added between FY 1984 and FY 1993.

Federal Share—The numbers listed in this column indicate the maximum percentage of program costs to be paid by federal funds. The number 100 indicates a grant with no matching requirements. It does not mean the federal grant actually covers 100 percent of the cost of the aided program or activity; it means the recipient is not required to match any portion of the federal grant. The "cost shared" (CS) category includes all those grants where some recipient contribution is required, but the exact amount is not specified. In such cases, the match may be the subject of negotiation, or may be set by the appropriate agency head. Other symbols are used to indicate when a matching ratio is variable for different recipients, changes over time, or is different for different activities or types of recipients.

Agency—This column indicates the responsible administering agency for each grant. Except for the Department of Health and Human Services, subdepartmental units are not indicated.

CFDA Number—This is the number assigned the program in the 1993 *Catalog of Federal Domestic Assistance*. For example, CFDA numbers for Budget Subfunction 501, Elementary, Secondary, and Vocational Education, include a new program 84.249—Foreign Languages Assistance.

The **key** on page 21 lists and explains the full range of entries for type of grant, formula data elements, recipient, federal share, and administering agency.

Key to Listing

Type of Grant

- F** Formula grant
P Project grant
F/P Project grant subject to distribution formula

Formula Data Elements

- A.** Population— includes series such as total population, population by age, race, density, urban, rural, farm, handicapped, immigrant, and in poverty.
- B.** Income— includes per capita income, median family income, aggregate personal income, and wages earned or paid.
- C.** Environment— includes land area, land use, environmental conditions, environmental hazardous waste data, size of water systems, volume of oil and gas production, and miles of coastline.
- D.** Education— includes enrollment, graduates, and educational expenditures.
- E.** Labor— includes civilian labor force, unemployment levels, and employment statistics.
- F.** Transportation— includes series, such as miles of highways and rail, aviation facilities, number of vehicles, and number of miles traveled.
- G.** Energy— includes energy consumption, heating and cooling degree days, levels of energy conservation, fuel costs, and residential heating/cooling equipment.
- H.** Government— includes taxation, expenditures, government employment, and salary levels.
- I.** Health— includes illness data, vital statistics, and levels of health-related expenditures.
- J.** Price Indices— includes consumer prices.
- K.** Housing— includes number of units, condition of units, vacancy rates, and age of housing stock.
- L.** Economic Sectors— includes business activity, manufacturing, retail trade, and agricultural statistics.
- M.** Miscellaneous **Measures of Program Costs/Activity Levels**— includes series, such as number of meals or number of pints of milk served, other income received by an agency, estimated costs to complete a project, the number of eligible recipients, and prior-year program expenditures.

Recipient

- 1** State governments
2 State and local governments
3 Local governments
4 Governmental and others (e.g., public and private nonprofit organizations)

Federal Share

- 33-67** Dash indicates match is variable over the stated range.
- 80,30** Comma indicates federal percentage declines over time from the first percentage to the second.
- 50/75** Slash indicates federal share is different for different types of activities.
- 50:75** Colon indicates federal share is different for different types of recipients.
- CS** Cost-Shared— federal share less than 100%, but is not specified; it may be negotiable.

Administering Agency

- AA** Administration on Aging (HHS)
ACF Administration for Children and Families (HHS)
ACT Action
AGK Department of Agriculture
ARC Appalachian Regional Commission
COM Department of Commerce
DOD Department of Defense
DOE Department of Energy
DOJ Department of Justice
DOL Department of Labor
DOT Department of Transportation
ED Department of Education
EPA Environmental Protection Agency
FEMA Federal Emergency Management Agency
FMCS Federal Mediation and Conciliation Service
GSA General Services Administration
HCFA Health Care Financing Administration (HHS)
HHS Department of Health and Human Services
IHUD Department of Housing and Urban Development
INT Department of Interior
NARA National Archives and Records Administration
NFAH National Foundation for the Arts and Humanities
PHS Public Health Service (HHS)
SBA Small Business Administration
SSA Social Security Administration (HHS)
VA Department of Veterans Affairs

Grants Funded FY 1993

Federal Grants-in-Aid Funded FY 1993

BLOCK GRANTS

Budget Subfunction and Title	U.S. Code or Public Law	Type	Formula Data Elements	Recipient	Federal Share	Adminis- tering Agency	CFDA Number
401 Ground Transportation							
1. Surface Transportation Program	23 IJSC 104(b)(3), 133	Block	AF	1	80	DOT	20.205
2. Federal Transit Capital and Operating Assistance	49 USC Appx 1604	Block	FM	3	50180	DOT	20.507
451 Community Development							
1. Community Development/Entitlement	42 USC 5303-6	<i>Block</i>	AK	3	100	HUD	14.218
2. Community Development/States' Program	42 USC 5306	Block	AK	1	100	HUD	14.228
501 Elementary, Secondary, and Vocational Education							
1. Federal, State, and Local Partnerships for Educational Improvement	20 USC 2911-2952, 2971-2976	<i>Block</i>	A	1	100	ED	84.151
504 Training and Employment							
1. JTPA, Title IIA : Training Services for Disadvantaged Adult and Youth	29 USC 1501-1605	Block	AE	1	100	DOL	17.250
506 Social Services							
1. Community Services	42 USC 9801, 9901	Block	M	1	100	ACF	93.569
2. Social Services	42 USC 1397-1397f	Block	A	1	100	ACF	93.667
550 Health							
1. Projects for Assistance in Transition from Homelessness	42 USC 290 dd	Block	A	1	75	PHS	93.150
2. Community Mental Health Services	42 IJSC 300x	Block	AL	1	100	PHS	93.958
3. Prevention and Treatment of Substance Abuse	42 USC 300x	Block	AM	1	100	PHS	93.959
4. Preventive Health and Health Services	42 USC 300w	Block	AM	1	100	PHS	93.991
551 Health Care Services							
1. Maternal and Child Health Services	42 USC 701	Block	AM	1	57	PHS	93.994
609 Other Income Security							
1. Low-Income Home Energy Assistance Program	42 USC 8621	Block	AG	1	100	ACF	93.568
2. Payments to States for Child Care Assistance	42 USC 658A	Block	A	1	100	ACF	93.575

CATEGORICAL GRANTS

Budget Subfunction and Title	U.S. Code or Public Law	Type	Formula Data Elements	Recipient	Federal Share	Adminis- trating Agency	CFDA Number
051 Department of Defense: Military							
1. Military Construction, Army National Guard	10 USC 2233, 2236	P		1	75/100	DOD	12.400
2. Military Base Reuse Studies and Community Planning Assistance	10 USC 2391	P		2	75	DOD	12.607
3. Joint Military/Community Land Use Studies	10 USC 2331	P		2	50	DOD	12.610
4. Community Planning Assistance for Defense Industry Adjustments	10 USC 2391	P		2	75	DOD	12.611
053 Atomic Energy Defense Activities							
1. Technology Integration	15 USC 3710(d)(4)	P		4	100	DOE	81.103
2. Technology Development for Environmental Restoration and Waste Management	42 USC 2021g	P		4	100	DOE	81.104
250 General Science, Space, and Technology							
1. National Industrial Competitiveness through Energy, Environment and Economics	42 USC I3104	P		1	50	DOE	81.105
270 Energy							
1. State Energy Conservation	42 USC 6323	F	AG	1	80	DOE	81.041
2. Energy Extension Service	42 USC 7005	F	A	1	80	DOE	XI 050
271 Energy Supply							
1. Nuclear Waste Disposal Siting	42 USC 10136	P		1	100	DOE	81.065
2. Regional Biomass Energy Programs	PL 99-591	P		4	CS	DOE	81.079
3. Conservation Research and Development	PL 98-146	P		4	100	DOE	81.086
4. Renewable Energy Research and Development	PL 99-500	P		4	100	DOE	81.087
5. Fossil Energy Research and Development	PL 94-163	P		4	100	DOE	81.089
6. Environmental Restoration	42 USC 2051	P		4	CS	DOE	81.092
7. Clean Coal Technology Program	42 USC 5901	P		4	50	DOE	81.096
272 Energy Conservation							
1. Energy Conservation Projects for Schools and Hospitals	42 USC 6371e(a), 6371g	F/P	AGG	4	50	DOE	81.052
2. Energy Conservation Program for Schools and Hospitals: Technical Assistance	42 USC 6371e(d)	F/P	AGG	4	50	DOE	81.052
3. Energy Task Force for the Urban Consortium	42 USC 7133(a)(b) and (g); 7256(a)	P		3	100	DOE	81.081
276 Energy Information and Regulation							
1. Enhance Technology Transfer and Dissemination of Nuclear Energy Process and Safety Information	42 USC 2051(a) (5) and (b)	P		4	100	DOE	77.003
301 Water Resources							
1. Watershed Protection and Flood Prevention	16 USC 1003-4	P		2	50-100	AGR	10.904
2. Small Reclamation Projects	43 USC 422c (b)	P		2	75	INT	15.503

Hudget Subfunction and Title	U.S. Code or Public Law	Type	Formula Data Elements	Recipient	Federal Share	Adminis- tering Agency	CFDA Number
302 Conservation and Land Management							
1. Forestry Research	7 USC 450i, 16 USC 1643	P		4	CS	AGR	10.652
2. Rural Forestry Assistance	16 USC 2102	P		1	50	AGR	10.664
3. Urban Forestry Assistance	16 USC 2105	P		1	50	AGR	10.664
4. Rural Fire Prevention and Control	16 USC 2106	P		1	50	AGR	10.664
5. Cooperative Forestry Assistance	16 USC 2107	P		1	80-CS	AGR	10.664
6. Resource Conservation and Development	7 IJSC 1011(e)	P		4	50/100	AGR	10.901
7. Coastal Zone Management Program Administration	16 USC 1455	F	AC	1	80	COM	11.419
8. Wildlife Habitat Management Technical Assistance	16 USC 670	P		1	100	INT	15.219
9. Cooperative Agreements for Research in Public Lands Management	43 USC 1737	P		4	100	INT	15.221
10. Cooperative Inspection Agreements with States and Tribes	30 IJSC 1732	P		1	50	INT	15.222
11. Recreation and Cultural Resource Management	PL 96-95	P		4	100	INT	15.223
12. Regulation of Surface Coal Mining and Surface Effects of Underground Coal Mining	30 USC 1295	P		1	80,60,50/100	INT	15.250
13. Abandoned Mine Land Reclamation	30 USC 1232(g)	P		1	100	INT	15.252
303 Recreational Resources							
1. Anadromous Fish Conservation	16 USC 757a-g	P		1	50-67	INT	15.600
2. Sport Fish Restoration	16 USC 777, 777b-e	F	AC	1	7s	INT	15.605
3. Wildlife Restoration	16 USC 669, 669b,c	F	AC	1	75	INT	15.611
4. Hunter Safety Program	16 USC 669g, 669c	F	A	1	75	INT	15.611
5. Endangered Species Conservation	16 USC 1535(c),(d)	P		1	75/90	INT	15.612
6. Cooperative Endangered Species Conservation Fund	16 IJSC 1535(d)(1)	P		1	75/90	INT	15.615
7. Historic Preservation Fund	16 USC 470a(d)	F/P	MM	1	70	INT	15.904
8. Outdoor Recreation: Acquisition, Development, and Planning	16 IJSC 460 1-8	F/P	A	1	50	INT	15.916
9. Urban Park and Recreation Recovery Program: Rehabilitation and Innovation	16 USC 2505(a)	P		3	70/85	INT	15.919
10. Urban Park and Recreation Recovery Action Program: Planning	16 USC 2505(b)	P		3	50	INT	15.919
304 Pollution Control and Abatement							
1. Solid Waste Management	7 USC 1932(b)	P		4	100	AGR	10.762
2. Air Pollution Control Program Support	42 USC 7405	P		2	60-67	EPA	66.001
3. State Indoor Radon	15 USC 2666	P		1	75,60,50	EPA	66.032
4. Water Pollution Control: State and Interstate Program Support	33 USC 1256	F	CCCC	1	100	EPA	66.419
5. State Public Water System Supervision	42 USC 300j-2(a)	F/P	ACC	1	75	EPA	66.432
6. State Underground Water Source Protection	42 USC 300j-2(b)	F	ACM	1	75	EPA	66.433
7. Water Pollution Control: Lake Restoration	33 USC 1324(b)	P		1	50/70	EPA	66.435
8. Construction Management Assistance	33 USC 1285(g)	P		1	100	EPA	66.438
9. Water Quality Management Planning	33 USC 1285(j)	P		1	100	EPA	66.454
10. National Estuary Program	33 IJSC 1330	P		4	75	EPA	66.456
11. Capitalization Grants for State Revolving Funds	33 USC 1381	F	M	1	80	EPA	66.458
12. Nonpoint Source Implementation	33 USC 1329	P		1	60	EPA	66.460
13. Wetlands Protection-State Development	33 USC 1254(b)(3)	P		1	75	EPA	66.461
14. National Pollution Discharge Elimination System; Near Coastal Waters	33 USC 1254(b)(3)	P		4	95	EPA	66.463 and 66.464

Budget Subfunction and Title	U.S. Code or Public Law	Type	Formula Data Elements	Recipient	Federal Share	Adminis- tering Agency	CFDA Number
304 Pollution Control and Abatement (cont.)							
15. Consolidated Pesticide Compliance Monitoring	7 USC 136u	P		1	50/85	EPA	66.700
16. Toxic Substances Compliance Monitoring	15 USC 2627	P		1	75	EPA	66.701
17. Asbestos School Hazards Abatement	20 IJSC 4014	P		3	50	GPA	66.702
18. Enhancement Grants for State Asbestos Programs	15 USC 2627	P		1	75	EPA	66.706
19. Hazardous Waste Management: State Program Support	42 USC 6931	F	ACM	2	75	EPA	66.801
20. Solid Waste Disposal: Program Implementation	42 USC 6948(a)(2)(A)	F	ACM	2	100	EPA	66.801
21. Solid Waste Disposal: Rural Communities Assistance	42 USC 6949	F/P	ACM	1	75	EPA	66.801
22. Hazardous Substance Response Trust Fund	42 USC 9604	P		1	50-90	EPA	66.802
23. State Underground Storage Tanks Program	42 USC 6991	P		1	75	EPA	66.804
24. Underground Storage Tank Trust Fund Program	PL 99-499	P		1	90	EPA	66.805
25. Core Program Cooperative Agreements	42 IJSC 9604(d)	P		1	90	EPA	66.809
26. Pollution Prevention	42 USC 13104	P		1	50	EPA	66.900
27. State/EPA Data Management Financial Assistance Program	42 USC 9660	P		4	95	EPA	66.925
28. Environmental Education	20 USC 5505	P		4	75	EPA	66.951
29. Health Program for Toxic Substances and Disease Registry	42 USC 9601	P		4	100	PHS	93.161
306 Other Natural Resources							
1. Geodetic Surveys and Services	33 USC 883e	P		2	CS	COM	11.400
2. Anadromous Fish Conservation	16 USC 757a,d	P		4	50/67/90	COM	11.405
3. Interjurisdictional Fisheries Act of 1986	16 USC 779a, 779b(a), (c), and (d)	F	LM	1	75/190	COM	11.407
4. Sea Grant Support	33 USC 1122-24	P		4	67/100	COM	11.417
5. Coastal Zone Management Estuarine Research Reserves	16 USC 1461	P		1	50	COM	11.420
6. Financial Assistance for Ocean Resources Conservation and Assessment	33 USC 1443	P		4	95	COM	11.426
7. Intergovernmental Climate Programs	15 USC 2905	P		4	100	COM	11.428
8. Marine Sanctuary Program	16 USC 1431	P		4	100	COM	11.429
9. Undersea Research	33 USC 883e	P		4	100	COM	11.430
10. Climate and Atmospheric Research	15 USC 2905	P		4	100	COM	11.431
11. Environmental Research Laboratories Joint Institutes	15 IJSC 1525	P		1	CS	COM	11.432
12. Marine Mammal Data Program	16 USC 1383a(i)	P		4	100	COM	11.439
13. Research in Remote Sensing of the Earth and Environment	15 USC 313, 49 USC 1463	P		4	100	COM	11.440
14. Unallied Management Projects (NOAA)	16 USC 661-666c	P		4	100	COM	11.454
15. Climate and Air Quality Research	49 IJSC 1463	P		4	100	COM	11.459
16. Habitat Conservation	33 IJSC 1901 et seq.	P		4	100	COM	11.463
17. Marine Instrumentation Special Projects	105 STAT 799	P		4	100	COM	11.466
18. Congressionally Identified Construction Projects	PL 102-395, Title II	P		4	100	COM	11.469
19. Mining and Mineral Resources and Research Institutes	30 USC 1221	F/P		1	33/100	INT	15.308
351 Farm Income Stabilization							
1. Temporary Emergency Food Assistance (Administrative Costs)	7 IJSC 612c note	F	BE	1	100	AGR	10.568
2. Temporary Emergency Food Assistance (Food Commodities)	7 IJSC 612c note	F	AE	1	100	AGR	10.569

Budget Subfunction and Title	U.S. Code or Public Law	Type	Formula Data Elements	Recipient	Federal Share	Administering Agency	CFDA Number
352 Agriculture Research and Services							
1. Agricultural Research: Basic and Applied Research	7 USC 427i	P		1	100	AGR	10.001
2. Plant and Animal Disease, Pest Control, and Animal Care	7 USC 147a and various others	P		4	CS	AGR	10.025
3. Animal Damage Control	7 IJSC 426, 426b, 426c	P		4	CS	AGR	10.028
4. Federal-State Marketing Improvement Program	7 IJSC 1623(b)	P		1	50	AGR	10.156
5. Agricultural Research: Special Research	7 USC 450i	P		4	CS	AGR	10.200
6. Cooperative Forestry Research	16 USC 528a-1,3	F	CM	1	50	AGR	10.202
7. Payments to Agricultural Experiment Stations under Hatch Act	7 USC 361c	F	A	1	100-50	AGK	10.203
8. Agricultural Research: Competitive Research Grants	7 USC 450i	P		4	100	AGR	10.206
9. Animal Health and Disease Research	7 USC 3195	F	M	4	100	AGR	10.207
10. Sustainable Agricultural Research and Education	7 USC 4701	P		4	100	AGR	10.215
11. Cooperative Extension Service	7 USC 341-43	F	A	1	43	AGR	10.500
371 Mortgage Credit and Thrift Insurance							
1. Farm Labor Housing	42 IJSC 1486(a)	P		4	90	AGR	10.405
376 Other Advancement and Regulation of Commerce							
1. Fisheries Development and Utilization Research and Development	15 USC 713c-3	P		4	50-100	COM	11.427
2. Measurement and Engineering Research and Standards	15 USC 271 et seq	P		4	100	COM	11.609
3. State Technology Extension Program	15 USC 278f	P		1	50	COM	11.613
4. Minority Business Development Centers	PL 100-459	P		2	CS	COM	11.800
5. Management and Technical Assistance for Socially and Economically Disadvantaged Businesses	PL 95-507, see 7(j)	P		4	100	SBA	50.007
6. Small Business Development Center	15 USC 648	P		3	50	SBA	59.037
7. Natural Resource Development (Tree Planting)	16 USC 651	F/P	A	1	75	SBA	59.045
401 Ground Transportation							
1. Federal Aid Highways: Interstate System: Highway Substitution	23 USC 103(e)(4)	F	F	1	85/100	DOT	20.205
2. National Highway System	23 USC 104(b)(1)	F	AFM	1	80	DOT	20.205
3. Congestion Mitigation and Air Quality Improvement	23 USC 104(b)(2)	F	AC	1	80	DOT	20.205
4. Federal Aid Highways: Interstate System: Construction	23 USC 104(b)(5)(A)	F	F	1	90	DOT	20.205
5. Federal Aid Highways: Interstate System: Resurfacing, Restoring, Rehabilitating, Reconstructing	23 USC 104(b)(5)(B)	F	F	1	90	DOT	20.205
6. Transportation Planning in Urban Areas	23 USC 104(f), 134	F/P	A	1	70/90	DOT	20.205
7. Federal Aid Highways: Emergency Relief	23 USC 125	F		1	100	DOT	20.105
8. Federal Aid Highways: Eliminating Hazards of Railway-Highway Crossings	23 USC 130	F	ACCF	1	90	DOT	20.205
9. Federal Aid Highways: Special Bridge Replacement and Rehabilitation	23 IJSC 144(c)	F/P	M	1	80	DOT	20.205
10. Federal Aid Highways: Hazard Elimination	23 USC 152(e)	F	AF	1	90	DOT	20.205
11. Federal Aid Highways: Minimal Allocation	23 USC 157	F	M	1	100	DOT	20.205
12. Highway Planning and Research	23 USC 307(c)	F	M	1	80	DOT	30.205
13. Motor Carrier Safety Assistance Program	49 USC APPX 2301-04	F	AFM	2	80	DOT	20.218

Budget Subfunction and Title	U.S. Code or Public Law	Type	Formula Data Elements	Recipient	Federal Share	Adminis- tering Agency	CFDA Number
401 Ground Transportation (cont.)							
14. Railroad Safety: State Participation	45 USC 435(d)	P		1	50	DOT	20.303
15. Local Rail Freight Assistance	49 USC APPX 1654	F	F	1	70	DOT	20.308
16. Federal Transit Capital Improvement Grants	49 USC APPX 1602	P		2	75/90	DOT	20.500
17. Federal Transit Managerial Training	49 USC APPX 1607b	P		2	50	DOT	20.503
18. Federal Transit Technical Studies	49 USC APPX 1607(d)	P		2	80	DOT	20.505
19. Public Transportation for Nonurbanized Areas	49 USC APPX 1614	F	A	3	50/90/95	DOT	20.509
20. Human Resource Program	49 USC 1616	P		4	100	DOT	20.511
21. Federal Transit Technical Assistance	49 USC 1605	P		2	100	DOT	20.512
22. Capital Assistance Program for Elderly Persons and Persons with Disabilities	PL 102-240, Sec. 3021	F/P	AI	4	80/90	DOT	20.513
23. Transit Planning and Research	PL 102-240, Sec. 26	P		4	CS/90/50	DOT	20.514
24. Highway Safety: Basic Grants	23 USC 402	F	AF	1	75/50	DOT	20.600
25. Alcohol Traffic Safety and Drunk Driving Prevention Incentive Grants	23 USC 408	P		1	75,50,25	DOT	20.601
26. Motorcycle Helmet and Safety Belt Incentive	23 USC 153	P		1	75,50,25	DOT	20.602
402 Air Transportation							
1. Airport Improvement Program	49 USC 2204	F	A	1	**	DOT	20.106
403 Water Transportation							
1. Boating Safety Financial Assistance	46 USC 13101-10	F	HM	1	50	DOT	20.005
2. Development and Promotion of Ports and Intermodal Transportation	YL 96-371	P		4	50	DOT	20.801
407 Other Transportation							
1. State Access to the Oil Spill Liability Trust Fund	PI, 101-380, Sec. 1012(d)(1)	P		1	100	DOT	20.006
2. Pipeline Safety	49 USC APPX 1671	F	M	1	50	DOT	20.700
3. Interagency Hazardous Materials Public Sector Training and Planning	YL 101-615, Sec. 1777a(b)	P		1	80	DOT	20.703
4. Support Mechanisms for Disadvantaged Businesses	49 USC 232	P		4	inn	DOT	20.903
451 Community Development							
1. Housing Development Grants	42 USC 1437o	P		2	50	HUD	14.174
2. Community Development/Small Cities Program (HUD Administered)	42 USC 5306(d)	F/P	AK	2	100	HUD	14.219
3. Community Development/Special Purpose Grants/ Technical Assistance	42 USC 5307(a)(8)	P		4	100	HUD	14.227
4. Emergency Shelter	PL 100-77, Secs. 411-417	F	M	2	100	HUD	14.231
5. Community Development Work-Study Program	42 USC 5307	P		4	100	HUD	14.234
6. Supplemental Assistance for Facilities to Assist the Homeless	42 USC 11392	F		4	100	HUD	14.236
7. General Research and Technology Activity (Housing and Urban Development)	12 USC 1701z-1	P		4	100	HUD	14.506

Budget Subfunction and Title	U.S. Code or Public Law	Type	Formula Data Elements	Recipient	Federal Share	Administering Agency	CFDA Number
452 Area and Regional Development							
1. Water and Waste Disposal Systems for Rural Communities	7 USC 1926(a)(2)	FIP	A	4	100	AGK	10.760
2. Emergency Community Water Assistance	7 IJSC 1926(a)	P		4	100	AGR	10.763
3. Rural Development	7 IJSC 1989	F/P	AB	2	100	AGR	10.760
4. Water and Waste Disposal	7 USC 1926(c)	P		4	75	AGR	10.770
5. Economic Development: Grants for Public Works and Development Facilities	42 USC: 3131(a)(b), and (c); 3171(a)(3)	P		4	50:80	COM	11.300
6. Economic Development: Support for Planning Organizations	42 USC 3151(b)	P		4	75	COM	11.302
7. Economic Development: Technical Assistance	42 USC 3151(a)	P		4	75	COM	11.303
8. Economic Development: Public Works Impact Projects	42 USC 3131 3161(a) and (c)	P		3	50/100	COM	11.304
9. Economic Development: State and Local Economic Development Planning	42 USC 3151a(a)	P		2	75	COM	11.305
10. Special Economic Development and Adjustment Assistance	42 USC 3243	F/P	ABE	4	75	COM	11.307
11. Appalachian Supplemental Grants (Community Development)	40 USC APPX 214	P		4	50/80	ARC	23.002
12. Appalachian Regional Development: Highway System	40 USC APPX 201	P		1	80	ARC	23.003
13. Appalachian Health Programs	40 USC APPX 202	P		4	50/80	ARC	23.004
14. Appalachian Housing Projects: Planning and Technical Assistance	40 USC APPX 207	P		4	80	ARC	23.005
15. Appalachian Housing Projects: Site Development and Offsite Improvements	40 USC APPX 207	P		4	100	ARC	23.005
16. Appalachian Regional Projects: Local Access Roads	40 USC APPX 201	P		4	80	ARC	23.008
17. Appalachian Local Development District Assistance	40 IJSC APPX 302 (a)(1)	P		3	50	ARC	23.009
18. Appalachian Mine Area Restoration	40 USC APPX 205	P		4	50	ARC	23.010
19. Appalachian Regional Development: State Research, Technical Assistance, and Demonstration Projects	40 IJSC APPX 302 (a)(2)	P		2	50/100	ARC	23.011
20. Appalachian Vocational and Other Education Facilities and Operations	40 USC APPX 211(a)	P		4	50	ARC	23.012
21. Appalachian Vocational and Technical Education Demonstration Projects: Planning, Construction and Operation	40 UYC APPX 211(b)	P		2	80	ARC	23.012
22. Appalachian Child Development	40 IJSC RPPX 202	P		1	50/80	ARC	23.013
453 Disaster Relief and Insurance							
1. State Disaster Preparedness Grants	42 USC 5131(d)	P		1	50	FEMA	83.505
2. Disaster Assistance for Performance of Essential Services	42 IJSC 5170b	P		2	50/75	FEMA	83.516
3. Disaster Assistance: Repair, Reconstruct, or Replace Public Facilities	42 USC 5172	P		2	75	FEMA	83.516
4. Disaster Assistance: Debris Removal	42 USC 5173	P		2	75	FEMA	83.516
5. Disaster Assistance to States for Individual and Family Grant Program (Administration)	42 USC 5178(a)	P		1	75	FEMA	83.516
6. Disaster Assistance: Crisis Counseling Assistance and Training	42 USC 5183	P		4	100	FEMA	83.516
7. Disaster Assistance: Fire Suppression	42 IJSC 5187	P		1	70	FEMA	83.516
8. Disaster Assistance: Removal of Damaged Timber	42 USC 5188(d)	P		2	75	FEMA	83.516

Budget Subfunction and Title	U.S. Code or Public Law	Type	Formula Data Elements	Recipient	Federal Share	Adminis- tering Agency	CFDA Number
501 Elementary, Secondary, and Vocational Education							
1. Adult Education: State Administered Programs	20 USC 1203,4,5,6,1211(a)	F	A	1	85,80,75	ED	84.002
2. Bilingual Education	20 USC 3222,3223,3231	P		2	100	ED	84.003
3. Desegregation Assistance, Civil Rights Training, and Advisory Service	42 USC 2000 c-4	P		4	100	ED	84.004
4. Education of Handicapped Children in State Operated or Supported Schools	20 USC 2771,2772	F	AD	1	100	ED	84.009
5. Chapter I Programs: Local Educational Agencies	20 USC 2711	F	AAD	3	100	ED	84.010
6. Migrant Education: Basic State Formula Grant Program	20 IJSC 2761.2762	F	AD	1	100	ED	84.011
7. Educationally Deprived Children: State Administration	20 USC 2844	F	M	1	100	ED	84.012
8. Chapter I Programs: Neglected and Delinquent Children	20 IJSC 2781, 2782	F	D	1	100	ED	84.013
9. Follow Through	42 USC 2929	P		4	80	ED	84.014
10. Special Education: Innovation and Development	20 USC 1441	P		4	100	ED	84.023
11. Special Education: Physical Education and Recreation	20 USC 1442	P		4	CS	ED	84.023
12. Early Education for Children with Disabilities	20 USC 1423	P		4	90	ED	84.024
13. Services for Children with Deaf-Blindness	220 USC 1422	P		4	100	ED	84.025
14. Media and Captioning for Individuals with Disabilities	20 USC 1452(b)(3)-(5)	P		4	100	ED	84.026
15. Special Education: State Grants	20 USC 1411-14	F	AD	2	100	ED	84.027
16. Special Education: Regional Resource and Federal Centers	20 USC 1421	P		4	100	ED	84.028
17. Special Education: Personnel Development and Parent Training	20 IJSC 1432	P		4	100	ED	84.029
18. Clearinghouses for Individuals with Disabilities	20 USC 1433	P		4	100	ED	84.030
19. Impact Aid: Construction	20 IJSC 631,633 634, 635, 636, 637	F	DM	3	100	ED	84.040
20. Impact Aid : Construction (Indian Lands)	20 USC 644	P		3	100	ED	84.040
21. Impact Aid: Construction Assistance in Cases of Disasters	20 USC 646	P		3	100	ED	84.040
22. Impact Aid: Maintenance and Operation	20 USC 238,240	F	D	3	100	ED	84.041
23. Vocational Education: Basic Grants to States	20 IJSC 2330	F	AB	1	50/100	ED	84.048
24. Vocational Education: Consumer and Homemaking Education	20 USC 2380	F	AU	1	50/90	ED	84.049
25. National Vocational Education Research	20 USC 2401	P		4	100	ED	84.051
26. Vocational Education: State Councils	20 USC 2305	F	AB	1	100	ED	84.053
27. Indian Education: Local Educational Agencies	20 IJSC 241bb	F	AD	3	100	ED	84.060
28. Indian Education: Special Programs and Projects	20 USC 3385	P		4	100	ED	84.061
29. Indian Education: Adult Indian Education: (Planning, Pilot, and Demonstration Projects)	25 USC 2631	P		4	100	ED	84.062
30. Indian Education: Adult Education: (Dissemination of Information: Program Evaluation)	25 USC 2631	P		4	100	ED	84.062
31. Indian Education: Grants to Indian Controlled Schools	25 USC 2602	P		3	100	ED	84.072
32. National Diffusion Program (National Diffusion Network)	20 USC 2962	P		4	100	ED	84.073
33. Bilingual Vocational Training	20 USC 2414	I		4	100	ED	84.077
34. Women's Educational Equity	20 USC 3342	I		4	100	ED	84.083
35. Special Education: Severely Disabled Program	20 USC 1424	P		4	100	ED	84.086
36. Bilingual Vocational Instructor Training	20 USC 2416	P		4	100	ED	84.099
37. Bilingual Vocational Materials, Methods, Techniques	20 USC 2418	I		4	100	ED	84.100

Hudget Subfunction and Title	U.S. Code or Public Law	Type	Formula Data Elements	Recipient	Federal Share	Adminis- tering Agency	CFDA Number
501 Elementary, Secondary, and Vocational Education (cont.)							
38. Law Related Education	20 USC 2965	P		4	100	ED	84.123
39. Migrant Education: Coordination Program	20 USC 2783	P		1	100	ED	84.144
40. Secondary Education and Transitional Services for Disabled Youth	20 IJSC 1425-27	P		4	100	ED	84.158
41. Disabled: Special Studies and Evaluation	20 USC 1488	P		1	60	ED	84.159
42. Emergency Immigrant Education	20 USC 4105	F	A	1	100	ED	84.162
43. Eisenhower Mathematics and Science Education: State Grants	20 USC 3963	F	A	1	100	ED	84.164
44. Magnet Schools Assistance in Desegregating Districts	20 USC 4051	P		3	100	ED	84.165
45. National Program for Mathematics and Science Education	20 USC 2992	P		4	100	EL)	84.168
46. Special Education: Preschool Grants	20 USC 1419	F	D	1	100	ED	84.173
47. Vocational Education: Community-Based Organizations	20 USC 2351	F/P	A	1	100	ED	84.174
48. Leadership in Educational Administration Development	20 IJSC 1109-1109d	P		4	50125	ED	84.178
49. Technology Applications for Individuals with Disabilities	20 IJSC 1461	P		4	100	ED	84.180
50. Infants and Toddlers with Disabilities	20 USC 1473-5	P		1	100	ED	84.181
51. Drug-Free Schools and Communities: National Programs	20 IJSC 4641	P		4	100	ED	84.184
52. Drug-Free Schools and Communities: State Grants	42 USC 3712 et seq.	F	A	1	100	ED	84.186
53. Drug-Free Schools and Communities: Regional Centers	20 USC 4602	F/P	A	4	100	EL)	84.188
54. Adult Education for the Homeless	42 USC 11421	F	M D	1	100	ED	84.192
55. Demonstration Centers for Retraining Dislocated Workers	20 USC 2415	P		4	100	ED	84.193
56. Bilingual Education Support Services	20 USC 3231	P		4	100	ED	84.194
57. Bilingual Education Training	20 USC 3251	P		4	100	ED	84.195
58. Education for Homeless Children and Youth	42 USC 11432	F	AAD	1	100	ED	84.196
59. National Workplace Literacy Partnerships	PL 100-297	P		4	701100	ED	84.198
60. Vocational Education Cooperative Demonstration	20 USC 2450	P		4	75	ED	84.199
61. School Dropout Demonstration Assistance	PL 100-297	P		4	90,75	ED	84.201
62. School, College, and University Partnership	20 USC 1105b	P		4	70,60,50	ED	84.204
63. Jacob K. Javits Gifted and Talented Students	20 USC 3062	P		4	100	ED	84.206
64. Drug-Free Schools and Communities: School Personnel Training	20 USC 3202	P		2	100	ED	84.207
65. First Schools and Teachers	20 USC 4811	P		4	100	ED	84.211
66. First Family School Partnership	20 USC 4823	P		3	100	ED	84.212
67. Even Start: Local Educational Agencies	20 USC 2742	P		3	90,80,70,60	ED	84.213
68. Even Start: Migrant Education	20 USC 2743	P		1	90,80,70,60	ED	84.214
69. Secretary's Fund for Innovation in Education	20 IJSC 3151-57	P		4	100	ED	84.215
70. Capital Expenses	20 USC 2727	F	A	4	100	ED	84.216
71. State Program Improvement	20 USC 2825	F	M	1	100	ED	84.218
72. English Literacy Program	PL 100-297	F	A	1	100	ED	84.223
73. State Grants for Technology-Related Assistance to Individuals with Disabilities	PL 100-407	P		1	100	ED	84.224
74. Technology Education Demonstration	20 IJSC 5102	P		4	65	ED	84.230
75. Drug Free Schools and Communities: Emergency Grants	20 USC 3216	P		3	100	ED	84.233
76. Children and Youth with Serious Emotional Disturbance	20 IJSC 1426	F		4	100	ED	84.237
77. Counselor Training	20 USC 32112	F		4	100	ED	84.241
78. Tech-Prep Education	20 USC 2394a	F	AB	1	100	ED	84.243

Budget Subfunction and Title	U.S. Code or Public Law	Type	Formula Data Elements	Recipient	Federal Share	Adminis- tering Agency	CFDA Number
501 Elementary, Secondary, and Vocational Education (cont.)							
79. Commercial Drivers Education	20 IJSC 1211	P		4	100	EL)	84.237
80. Demonstration Projects for the Integration of Vocational and Academic Training	20 USC 2420	P		4	100	ED	84.248
81. Foreign Languages Assistance	20 USC 3003	P		1	50	ED	84.249
82. Supplementary State Grants for Facilities, Equipment and Other Program Improvement Activities	20 USC 2395	F	AAD	1	100	ED	84.253
83. State Literacy Resource Centers	PL 102-73, Sec. 103	F	A	1	80,70,60	ED	84.254
83. Literacy for Incarcerated Adults	PL 102-73, Sec. 601	P		2	100	ED	84.255
502 Higher Education							
1. International Research and Studies	20 USC 512	P		4	100	ED	84.017
2. Fulbright-Hays Training Grants: Group Projects Abroad	22 USC 2452	P		4	CS	ED	84.021
3. Talent Search	20 USC 1070d, 1070d-1	P		4	CS	ED	84.044
4. Upward Bound	20 USC 1070d, 1070d-1	P		4	CS	ED	84.047
5. Educational Opportunity Centers	20 USC 1070d, 1070d-1	P		4	CS	ED	84.066
6. Grants to States for State Student Incentives	20 USC 1070c	F	D	1	50	ED	84.069
7. Douglas Teacher Scholarships	20 USC 1111-1111h	F	A	1	100	ED	84.176
8. Robert C. Byrd Honors Scholarships	20 USC 1070d-31	F	M	1	100	ED	84.185
9. Star Schools Program	20 USC 4081-86	P		4	75	ED	84.203
10. Periodicals Published Outside the U.S.	20 USC 1125a	P		4	100	ED	84.251
503 Research and General Education Aids							
1. Public Telecommunications Facilities: Construction and Planning	47 USC 390-94; 397-99b	P		4	75/100	COM	11.550
2. Promotion of the Arts: Project and Production Grants	20 USC 954(g)	P		4	50	NFAH	Various from 45.001 to 45.023
3. Promotion of the Arts: State Programs	20 IJSC 954(g)	F	A	1	50	NFAH	45.007
4. Promotion of the Humanities	20 IJSC 956(g)	P		4	CS	NFAH	Various from 45.104 to 45.153
5. Promotion of the Humanities: State Programs	20 USC 956(f)	F	A	1	50	NFAH	45.129
6. Institute of Museum Services	20 USC 965	P		4	50	NFAH	45.301
7. Public Library Services	20 USC 351c	F	AB	1	33-67	ED	84.033
8. Interlibrary Cooperation and Resource Sharing	20 USC 355e	F	AB	1	100	ED	84.035
9. Library Research and Demonstration	20 USC 1034	P		4	100	ED	84.039
10. Improving Access to Research Library Resources	20 USC 1041-6	P		4	100	ED	84.091
11. Educational Research and Development	20 USC 1221e-c(2)	P		4	100	ED	83.117
12. Public Library Construction and Technology Enhancement	20 USC 351c	F	AB	1	33-66	ED	83.154
13. Library Literacy	30 USC 375	P		2	100	ED	84.107
14. Educational Partnerships	20 USC 5033	P		4	90,75,50,33 ¹ / ₃	ED	84.228
15. Training Program for Educators: Alcohol Abuse	20 USC 3192	P		4	100	ED	84.238
16. Foreign Language Materials Acquisition	20 USC 371	P		2	100	ED	84.239

Budget Subfunction and Title	U.S. Code or Public Law	Type	Formula Data Elements	Recipient	Federal Share	Administering Agency	CFDA Number
504 Training and Employment							
1. Employment Service	29 USC 49d	F	E	1	100	DOL	17.207
2. Senior Community Service Employment	42 IJSC 3056(b)	F/P	ABHM	4	90	DOL	17.235
3. Employment and Training Assistance: Dislocated Workers	29 USC 1651-58	F	E	1	100	DOL	17.246
4. Migrant and Seasonal Farmworkers	29 USC 1672(note)	F/P	A	4	100	DOL	17.247
5. Employment and Training Research and Development Projects	29 USC 1732-3	P		4	100	DOL	17.248
6. Employment Services and Job Training: Pilot and Demonstration Programs	29 USC 1732-3	P		4	100	DOL	17.249
7. Summer Youth Employment and Training Program	29 USC 1501-92,1631-4	F	AE	1	100	DOL	17.250
8. Veterans Employment Program	20 USC 1721	P		4	50	DOL	17.802
505 Other Labor Services							
1. Labor Force Statistics	29 USC 2, 5	P		1	100	DOL	17.002
2. Labor-Management Cooperation	29 IJSC 125a	P		4	75:90	FMCS	34.002
506 Social Services							
1. Housing Counseling Assistance Program	12 USC 1701x(a)(2)	P		4	100	HUD	14.169
2. Foster Grandparent Program	42 USC 5011(a)	P		4	90	ACT	72.001
3. Retired Senior Volunteer Program (RSVP)	42 USC 5001	P		4	90,80,70	ACT	72.002
4. Student Community Service Program	42 USC 4974	P		4	CS	ACT	72.005
5. Senior Companion Program	42 USC 5013	P		4	90	ACT	72.008
6. Drug Alliance	42 USC 4994	P		4	100	ACT	72.014
7. Rehabilitation Services: Basic Support	29 USC 730	F	AB	1	80	ED	84.126
8. Rehabilitation Services: Service Projects	29 IJSC 732	P		1	CS	ED	84.128
9. Rehabilitation Services and Facilities: (Construction Grants)	29 USC 771(b)	P		4	50-67	ED	84.128
10. Rehabilitation Services and Facilities: (Staffing Grants)	29 IJSC 771(c)	P		4	75,30	ED	84.128
11. Rehabilitation Services and Facilities: (Planning Grants)	29 USC 771(d)	P		4	90	ED	84.128
12. Rehabilitation Services and Facilities: (Vocational Training Service for Handicapped Individuals)	29 USC 772(b)	P		4	90	ED	84.128
13. Rehabilitation Services and Facilities: Operation Grants	29 USC 772(c)	P		4	80	ED	84.128
14. Rehabilitation Services and Facilities: Training, Traineeships, and Related Activities	29 USC 774(a)	P		4	90	EL)	84.128
15. Rehabilitation Services and Facilities: Migratory Workers	29 IJSC 777b,776, 721	P		2	90	ED	84.128
16. Rehabilitation Services and Facilities: Reader Services for the Blind	29 USC 777d	P		4	90	ED	84.128
17. Rehabilitation Services and Facilities: Interpreter Services for the Deaf	29 USC 777e	P		4	90	ED	84.128
18. Rehabilitation Services and Facilities: Special Recreational Programs	29 IJSC 777f	F		4	100	ED	84.128
19. Rehabilitation Training	29 IJSC 774	F		4	CS	ED	84.129
20. Centers for Independent Living	29 USC 796e	F		4	100	ED	84.132
21. National Institute on Disability and Rehabilitation Research	29 USC 761a	P		4	CS	ED	84.133
22. Training Interpreters for Deaf and Deaf-Blind Individuals	29 USC 774(d)	F		4	CS	ED	84.160
23. Rehabilitation Services: Client Assistance Program	20 USC 732(c)	F	A	1	100	ED	84.161

Budget Subfunction and Title	U.S. Code or Public Law	Type	Formula Data Elements	Recipient	Federal Share	Adminis- tering Agency	CFDA Number
506 Social Services (cont.)							
24. Independent Living Services	29 USC 796	P		1	50190	ED	84.169
25. Rehabilitation Services and Facilities: Independent Living Services for Older Individuals Who Are Blind	29 USC 796f	P		1	100	ED	84.177
26. Supported Employment Services for Individuals with Severe Disabilities	29 USC 795 j-q	F	A	1	100	ED	84.187
27. Projects with Industry	20 USC 795g(a)	P		4	80	ED	84.234
28. Special Projects and Demonstrations for Providing Vocational Rehabilitation Services to Individuals with Severe Disabilities	29 USC 795j	P		4	100	ED	84.235
29. Training and Public Awareness Projects in Technology Related Assistance for Individuals with Disabilities	29 IJSC 2211(b)(6)	P		3	100	ED	84.236
30. Program of Protection and Advocacy of Individual Rights	29 USC 796g	P		1	100	ED	84.240
31. Rehabilitation Short-Term Training	29 USC 774	P		4	CS	ED	84.246
32. Rehabilitation Training: Experimental and Innovative; Continuing Education; State Vocational Rehabilitation Unit In-Service Training	29 USC 774	P		4	CS	ED	64.263 84.264 84.265
33. Special Programs for the Aging: Prevention of Abuse, Neglect and Exploitation of Older Individuals	42 USC 3022-3030(p)	F	A	1	85	M	93.041
34. Special Programs for the Aging: Long-Term Care Ombudsman Services for Older Individuals	42 USC 3022-3030(d)	F	A	1	85	AA	93.042
35. Special Programs for the Aging: Preventive Health Services	42 IJSC 3030m	F	A	1	85	AA	93.043
36. Special Programs for the Aging: Planning, Coordination, Evaluation and Administration of State Plan	42 USC 3028	F	A	1	75	AA	93.044
37. Special Programs for the Aging: Supportive Services	42 IJSC 3030d	F	A	1	85	AA	93.044
38. Special Programs for the Aging: Congregate Nutrition Services	42 IJSC 3030e	F	A	1	85	AA	93.045
39. Special Programs for the Aging: Home Delivered Nutrition Services	42 USC 3030f	F	A	1	75185	AA	93.045
40. Special Programs for the Aging: In-Home Services for Frail Older Individuals	42 USC 3012(d)	F		4	85	AA	93.046
41. Special Programs for the Aging: Training and Recruiting Personnel	42 USC 3031	P		4	100	AA	93.048
42. Special Programs for the Aging: Multidisciplinary Centers of Gerontology	42 USC 3032	P		4	100	M	93.048
43. Special Programs for the Aging: Research and Development	42 USC 3035	P		4	CS	AA	93.048
44. Special Programs for the Aging: Demonstration Projects	42 USC 3035a	P		4	100	M	93.048
45. Special Programs for the Aging: Special Projects in Comprehensive Long-Term Care	42 USC 3035b	P		4	100	M	93.048
46. Special Programs for the Aging: Special Demonstration Projects for Legal Assistance	42 IJSC 3035c	P		4	100	AA	93.048
47. Special Programs for the Aging: National Impact Activities	42 USC 3035d	P		4	100	AA	93.048
48. Transitional Living for Homeless Youth	42 USC 5714	P		4	90	ACF	93.550
49. Abandoned Infants	42 USC 670 note	P		4	90	ACF	93.551
50. Emergency Protection Grants: Substance Abuse	42 USC 5106 a-1	P		4	CS	ACF	93.554
51. State Legalization Impact Assistance	8 IJSC 1255a	F	AM	1	100	ACF	93.565
52. Community Services Block Grant Discretionary Awards: Community Food and Nutrition	42 USC 9910a	F	A	1	100	ACF	93.571

Budget Subfunction and Title	U.S. Code or Public Law	Type	Formula Data Elements	Recipient	Federal Share	Administering Agency	CFDA Number
506 Social Services (cont.)							
53. Emergency Community Services for the Homeless	42 IJSC 11461	F	M	1	100	ACF	93.572
54. Community Services Block Grant Discretionary Awards: <i>Demonstration Partnership</i>	42 USC 99106	P		4	50	ACF	93.573
55. Family Resource and Support Program	42 USC 12339	P		1	60	ACF	93.580
56. Headstart Programs: Program Grants	42 IJSC 9831 et seq	F/P	AAM	4	60	ACF	03.600
57. Headstart Programs: Technical Assistance and Training	42 USC 0843	P		4	80	ACF	93.600
58. Headstart Programs: Research, Demonstration, and Pilot Projects	42 USC 9844	P		4	80	ACF	93.600
59. Child Welfare Research and Demonstration	42 USC 626(a)(1)	P		4	95	ACF	93.608
60. Native Americans Programs	42 USC 2991b	P		4	80	ACF	93.612
61. Child Development Associate Scholarships	42 USC 10901	F	A	1	100	ACF	93.614
62. Runaway and Homeless Youth	42 USC 5711	F/P	A	4	90	ACF	93.623
63. Developmental Disabilities: Basic Support and Advocacy Grants	42 IJSC 6043	F	AB	1	75/90	ACF	93.630
64. Developmental Disabilities: Protection and Advocacy of Individual Rights	42 USC 6042	F	M 1 3	1	100	ACF	93.630
65. Developmental Disabilities: Projects of National Significance	42 USC 6081	P		4	100	ACF	93.631
66. Child Welfare Services: State Grants	42 IJSC 620	F	AB	1	75	ACF	93.645
67. Social Services Research and Demonstration	42 USC 1310	P		4	CS	ACF	93.647
68. Adoption Opportunities	42 USC 5111 et seq	P		4	100	ACF	93.652
69. Temporary Child Care and Crisis Nurseries	42 USC 5117 a-d	P		1	75	ACF	93.656
70. Drug Abuse Prevention and Education for Runaway and Homeless Youth	42 USC 11821-5	P		4	75	ACF	93.657
71. Foster Care: Title IV-E	42 USC 670 et seq	F	BH*	1	50-83/50/75	ACF	93.658
72. Adoption Assistance	42 USC 670 et seq.	F	BH*	1	50-78/75/50	ACF	93.659
73. Drug Abuse Prevention and Education Relating to Youth Gangs	42 USC 11801-5	P		4	100	ACF	93.660
74. Comprehensive Child Development Centers	42 USC 9871 et seq.	F		4	80	ACF	93.666
75. Child Abuse and Neglect: State Grants	42 USC 5103(b)	F	A	1	100	ACF	93.669
76. Child Abuse and Neglect: Discretionary Activities	42 USC 5103(c)	P		1	100	ACF	93.670
77. Family Violence Prevention and Services	42 IJSC 10402	F/P	A	1	100	ACF	93.671
78. Child Abuse and Neglect, State Prevention Grants	42 USC 5116	F	A	1	100	ACF	93.072
79. Planning and Development of Dependent Care Programs	42 USC 9871 et seq	F	A	1	75	ACF	93.673
80. Independent Living	42 USC 677	F	A	1	50/100	ACF	03.673
550 Health							
1. Adolescent Family Life Research	42 USC 3002 et seq.	P		4	100	PHS	93.111
2. Tuberculosis Control	42 USC 247b	F		2	100	PHS	93.116
3. Acquired Immunodeficiency Syndrome (AIDS) Activity	42 USC 247c(d)	P		4	100	PHS	93.118
4. Mental Health Services for Cuban Entrants	8 USC 1522	F		4	100	PHS	93.120
5. Mental Health Planning and Demonstration Projects	42 USC 290aa-3	F		1	100	PHS	93.125
6. Injury Prevention and Control Research Projects	42 USC 241	P		2	100	PHS	93.136
7. Minority Community Health Coalition Demonstration	Sec. 301, PHS Act	F		4	70/60/50	PHS	93.137
8. Protection and Advocacy for Individuals with Mental Illness	42 USC 10804	F	AB	4	100	PHS	93.138
9. Drug and Alcohol Abuse: Prevention among High-Risk Youth	42 USC 290aa-8	P		4	100	PHS	93.144

Budget Subfunction and Title	U.S. Code or Public Law	Type	Formula Data Elements	Recipient	Federal Share	Administering Agency	CFDA Number
550 Health (cont.)							
10. AIDS Education and Training Centers	42 USC 241	P		4	100	PHS	93.145
11. Community Demonstration Grant Projects for Alcohol and Drug Abuse Treatment of Homeless Individuals	42 USC 29066-1a	P		4	100	PHS	93.152
12. Pediatric AIDS Health Care Demonstration Program	PL 100-202	P		4	100	PHS	93.153
13. Rural Health Research Centers	PL 102-170	P		4	100	PHS	93.155
14. Health Care Services in the Home	42 USC 280c	P		1	75,65,55	PHS	93.159
15. Model Projects for Pregnant and Post-Partum Women and Their Infants (Substance Abuse)	PL 100-690 Secs. 2054-5	P		4	100	PHS	93.169
16. Conference Grant (Substance Abuse)	PL 100-690	P		4	100	PHS	93.174
17. State Data Collection: Uniform Alcohol and Drug Abuse Data	42 USC 290aa-6(c)	P		1	100 PHS	93.179	
18. Disabilities Prevention	42 USC 241	P		1	CS	PHS	93.184
19. Immunization Research, Demonstration, Public Information and Education: Education, Training, and Clinical Skills Improvement Projects	42 USC 247b(k)(3)	P		4	100	PHS	93.185
20. Interdisciplinary Training for Health Care for Rural Areas	42 USC 295j	P		4	100	PHS	93.192
21. Community Partnership Study Demonstration Grant	42 USC 290aa-6(b)(10)	P		4	100	PHS	93.194
22. Cooperative Agreements for Drug Abuse Treatment Improvement Projects in Target Cities	42 USC 290aa-14	P		1	100	PHS	93.196
23. Childhood Lead Poisoning Prevention Projects: State and Community-Based Childhood Lead Poisoning Prevention Program	42 USC 300j-25	P		1	100	PHS	93.197
24. Family Planning Services	42 USC 300(a)	P		4	90/100	PHS	93.217
25. Community Health Centers: Planning and Development	42 USC 254c(c)	P		4	100	PHS	93.224
26. Community Health Centers: Operations	42 USC 254c(d)	P		4	100	PHS	93.224
27. Health Services Research and Development	42 USC 242c	P		4	CS	PHS	93.226
28. Mental Health Research	42 USC 241	P		4	100	PHS	93.242
29. Mental Health: Clinical or Service-Related Training	42 USC 242a(c)	P		4	100	PHS	93.244
30. Migrant Health Centers: Planning, Development, and Training	42 USC 254b(c)	P		4	100	PHS	93.246
31. Migrant Health Centers: Operations	42 USC 254b(d)	P		4	100	PHS	93.246
32. Family Planning Personnel Training	42 USC 300a-1(a)	P		4	100	PHS	93.260
33. Occupational Safety and Health: Research	30 USC 951	P		4	100	PHS	93.262
34. Occupational Safety and Health: Training	29 USC 670	P		4	100	PHS	93.263
35. Childhood Immunization	42 USC 247b(j)(1)	P		2	100	PHS	93.268
36. Alcohol Research Programs	42 USC 241	P		4	100	PHS	93.273
37. Drug Abuse Research Programs	42 USC 241	P		4	100	PHS	93.270
38. Centers for Disease Control: Investigations and Technical Assistance	PHS Act, secs. 361-69	P		4	100	PHS	93.283
39. Survey and Certification of Health Care Providers and Suppliers	42 USC 1395aa(a) and 1396b	P		1	50/100	HCFA	93.777
40. Health Care Financing Research, Demonstrations, and Evaluations	42 USC 1310(a), 1315	P		4	CS	HCFA	93.779
41. Population Research	43 USC 241, 285g, 300a-2	P		4	100	PHS	93.864
42. Research for Mothers and Children	42 USC 289g, 241	P		4	100	PHS	93.865
43. Aging Research	42 USC 231, 285, 288	P		4	100	PHS	93.866

Budget Subfunction and Title	U.S. Code or Public Law	Type	Formula Data Elements	Recipient	Federal Share	Adminis- tering Agency	CFDA Number
550 Health (cont.)							
44. Physician Assistant Training Program	42 USC 295g-3	P		4	100	PHS	93.886
45. Non-Acute Care Intermediate and Long-Term Care Facilities for Patients with AIDS	42 USC 300r(b)	P		4	80:100	PHS	93.887
46. Alcohol Research Center Grants	42 USC 290bb-1	P		4	100	PHS	93.891
47. Communications Programs Aimed toward Prevention of Alcohol and Other Drug Problems	42 USC 290aa-6(b)	P		4	100	PHS	93.901
48. Drug Abuse Treatment Programs (a) for Critical Populations; (b) for Juvenile Justice Populations; (c) for Campus Demonstration Projects	42 IJSC 290aa-14	P		1	100/80	PHS	93.902, 93.903, 93.911
49. Operation of Offices of Rural Health	42 IJSC 254r	P		1	75,50,25	PHS	93.913
50. HIV Emergency Relief Project Grants	42 USC 300ff-11	P		3	100	PHS	93.914
51. HIV Emergency Relief Formula Grants	42 USC 300ff-13	F	A	3	100	YHS	93.915
52. Nurse Anesthetist Education	42 USC 297-1	P		4	100	PHS	93.916
53. HIV Care Formula Grants	42 IJSC 300ff-21	F	BI	1	83 ¹ / ₃ ,80 75,66 ² / ₃	PHS	93.917
54. Outpatient Early Intervention Services with Respect to HIV Disease	42 USC 300ff-51	P		4	100	PHS	93.918
55. State-Based Comprehensive Breast and Cervical Cancer Control Programs	42 USC 300K	P		1	75	PHS	93.919
56. NIH Science Education Partnership Award	42 USC 241 and 285	P		4	100	YHS	93.922
57. Residents of Public Housing Primary Care Program	42 USC 256a	P		4	50	PHS	93.927
58. Special Projects of National Significance	42 USC 300ff-28	P		4	100	PHS	93.928
59. Comprehensive Residential Drug Prevention and Treatment Projects for Substance-Using Women and Their Children	42 USC 290aa-13	P		4	100	PHS	93.937
60. Support for School Health Education to Prevent the Spread of AIDS	42 USC 243(b)	P		1	100	PHS	93.938
61. HIV Prevention Activities: Health Department Based	42 USC 247(b)	P		2	CS	PHS	93.940
62. HIV Demonstration Research, Public and Professional Education Projects	42 USC 247(b)	P		A	CS	PHS	93.941
63. Research, Treatment and Education Programs on Lyme Disease in the U.S.	42 USC 241,2476	P		4	100	YHS	93.942
64. Epidemiology Research Studies of AIDS and HIV Infection in Selected Population Groups	42 USC 243	P		4	100	PHS	93.943
65. HIV/AIDS Surveillance	42 USC 2476	P		2	100	YHS	93.944
66. Assistance Program for Chronic Disease Prevention	42 IJSC 2476(k)(3)	P		1	100	PHS	93.945
67. Support for State-Based Infant Initiative Programs	42 USC 2476(k)(3)	F		1	100	PHS	93.946
68. Tuberculosis Demonstration, Research, Public and Professional Education	42 USC 2476(k)(2)	F		4	CS	PHS	93.947
69. HIV/AIDS and Related Diseases among Substance Abusers: Community-Based Outreach and Intervention Demonstration Program	42 IJSC 290aa-14	P		1	100	PHS	93.949
70. Capacity Expansion Program	42 USC 290aa-14	P		1	CS	PHS	93.950
71. Modification of Trauma Care Component of State EMS Plan	42 IJSC 300d	P		1	100	PHS	93.953
72. Health and Safety Programs for Construction Work and Model Construction Safety and Health	29 IJSC 669(a)	F		4	100	PHS	93.955

Budget Subfunction and Title	U.S. Code or Public Law	Type	Formula Data Elements	Recipient	Federal Share	Adminis- tering Agency	CFDA Number
550 Health (cont.)							
73. Centers for Agricultural Research, Education, and Disease and Injury Prevention and Occupational Respiratory Disease and Musculoskeletal Disorders Evaluation and Rehabilitation	29 USC 669(a) and 670(a)	P		4	100	PHS	93.956
74. Occupational Health and Surveillance	30 USC 951(c)	P		4	100	PHS	93.957
75. Coal Miners Respiratory Impairment Treatment Clinics and Services	30 USC 937(a)	P		4	100	PHS	93.965
76. Family Planning: Services Delivery Improvement Research	42 USC 300a-2	P		4	100	PHS	93.974
77. Preventive Health Services: Sexually Transmitted Diseases Control	42 USC 247c	P		4	CS	PHS	93.977
78. Sexually Transmitted Diseases: Research, Demonstration, and Public Information and Education	42 USC 247c(b)	P		4	CS	PHS	93.978
79. Mental Health Disaster Assistance and Emergency Mental Health	42 USC 5183	P		4	100	PHS	Y3.982
80. Health Programs for Refugees	50 USC Appx 1211(c)(3)	P		2	100	PHS	93.987
81. State-Based Diabetes Control Programs and Evaluation of Surveillance Systems	42 USC 241a	P		1	100	PHS	93.988
82. Adolescent Family Life Demonstration Projects	42 USC 300z-2	P		4	70, decreasing	PHS	93.995
551 Health Care Services							
1. Emergency Medical Services for Children	42 USC 300w-9	P		4	100	PHS	93.127
2. Technical and Nonfinancial Assistance to Community and Migrant Health Centers	42 USC 254c(f)	P		4	100	PHS	93.129
3. Primary Care Services: Resource Coordination and Development	42 USC 254c(c)	P		4	100	PHS	93.130
4. Health Services to the Homeless	42 USC 256	P		4	66175	PHS	93.151
5. Grants for State Loan Repayment	42 USC 254q-1	P		1	50	PHS	93.165
6. State Medicaid Fraud Control Units	42 USC 1396b	F	M	1	90,75	HCFA	93.775
7. Medical Assistance Programs (Medicaid)	42 USC 1396	F	BI*	1	50-83	HCFA	93.778
8. Rural Health Services Outreach	42 IJSC 241	P		4	100	PHS	93.912
9. Operation of Offices of Rural Health	42 IJSC 254r	P		1	75,50,25	PHS	93.913
10. Healthy Start Initiative	42 USC 241	P		4	100	PHS	93.926
11. Demonstration Grants to States for Community Scholarships	42 USC 254u	P		1	40	PHS	93.931
12. Demonstration Grants to States with Respect to Alzheimer's Disease	42 USC 280c-3	P		1	75,65,55	PHS	93.951
13. Improving EMS/Trauma Care in Rural Areas	42 IJSC 300d-3	P		4	100	PHS	93.952
552 Health Research							
1. Medical Treatment Effectiveness Research	42 USC 299a	P		4	100	PHS	93.180
554 Consumer and Occupational Health and Safety							
1. Intrastate Meat and Poultry Inspection	21 USC 661(a)(3)	F	M	1	50	AGR	10.475
2. Occupational Safety and Health	29 IJSC 672(g)	P		1	50	DOL	17.500
3. Occupational Safety and Health: Statistical Programs	29 IJSC 673	P		2	50	DOL	17.500
4. Mine Health and Safety	30 USC 953	P		1	80	DOL	17.600
601 General Retirement and Disability Insurance							
1. Social Security: Research and Demonstration	42 USC 1310	I		4	75-05	SSA	93.911

Budget Subfunction and Title	U.S. Code or Public Law	Type	Formula Data Elements	Recipient	Federal Share	Administering Agency	CFDA Number
604 Public Assistance and Other Income Supplements							
1. Rural Self-Help Housing: Technical Assistance	42 USC 1490(c)	P		4	100	AGK	10.420
2. Rural Housing Preservation	42 USC 1490	F/P	ARK	4	100	AGR	10.433
3. Congregate Housing Services Program	42 USC 8001	P		4	100	HUD	14.170
4. Home Ownership and Opportunity for People Everywhere: Planning	42 USC 12872	P		4	100	IIUD	14.185
5. Home Ownership and Opportunity for People Everywhere: Implementation	42 IJSC 12873	P		4	67	HUD	14.185
6. Supportive Housing Program	42 USC 11381	P		4	50	HUD	14.235
7. Shelter Plus Care	42 IJSC 11403	P		2	50	HUD	14.238
8. Home Investment in Affordable Housing	42 USC 12746	P		2	50-75	HUD	14.239
9. Housing Opportunities for Persons with AIDS	42 USC 12903	F/P		2	100	HUD	14.241
10. Public and Indian Housing Drug Elimination Program	PL 100-690, Title V, sec. 5123	P		3	100	HUD	14.854
605 Food and Nutrition Assistance							
1. Food Distribution	7 USC 612c	F	M*	4	100	AGK	10.550
2. School Breakfast Program	42 IJSC 1773(a)	F	BJM'	4	CS	AGK	10.553
3. National School Lunch Program	42 USC 1752, 1753	F	BJM*	1	70	AGR	10.555
4. Special Milk Program for Children	42 USC 1772	F	BJM*	4	100	AGR	10.556
5. Special Supplemental Food Program for Women, Infants, and Children	42 USC 1786	F	AIJJ	4	100	AGR	10.557
6. Child and Adult Care Food Program	42 USC 1766	F	BM*	1	100	AGR	10.558
7. Summer Food Service Program for Children	42 USC 1761(b)	F	JM'	1	100	AGK	10.559
8. State Administrative Expenses for Child Nutrition	42 USC 1776	F	M	1	100	AGR	10.560
9. State Administrative Matching Grants for Food Stamp Program	7 USC 2024(b)	F	M*	1	50160175	AGR	10.561
10. Nutrition Education and Training	42 IJSC 1788	F	AD	1	100	AGK	10.564
11. Commodity Supplemental Food Program	7 USC 612c note	F	M*	2	20	AGR	10.565
12. Nutrition Program for the Elderly (Commodities)	42 USC 3030a	F	A	1	100	AGR	10.570
13. Food Commodities for Soup Kitchens	7 IJSC 612c note	F	A	1	100	AGR	10.571
14. Federal Emergency Management Food and Shelter Program	42 USC 11341	F	A	4	100	FEMA	83.523
609 Other Income Security							
1. Family Support Payments to States: Assistance Payments	42 USC 601,603	F	ABH'	1	50/90/50-83	ACF	93.560
2. Job Opportunities and Basic Skills Training	PL 100-485	F	AM	1	50160190	ACF	93.561
3. Assistance Payments: Research	42 IJSC 626, 1310	P		4	CS	ACF	93.562
4. Assistance Payments: Demonstration	42 IJSC 626, 1315	P		4	CS	ACF	93.562
5. Child Support Enforcement	42 USC 651, 663	F	M*	1	85	ACF	93.563
6. Child Support Enforcement: Research	42 USC 1315	P		4	CS	ACF	93.564
7. Refugee and Entrant Assistance: State-Administered Programs	8 IJSC 1522 note	F	A	1	100	ACF	93.566
8. Refugee Assistance: Voluntary Agency Program	42 USC 1522	P		4	50	ACF	93.567
9. Child Care for Families at Risk of Welfare Dependency	42 USC 602(i)	F	A	1	50-83	ACF	93.574

Budget Subfunction and Title	U.S. Code or Public Law	Type	Formula Data Elements	Recipient	Federal Share	Adminis- tering Agency	CFDA Number
703 Hospital and Medical Care for Veterans							
1. Veterans Hospital and Medical Care: Construction of State Home Facilities	38 USC 5032	P		1	65	VA	63.005
2. Veterans Hospital and Medical Care: State Domiciliary Care	38 USC 641	F	IM*	1	50	VA	64.014
3. Veterans Hospital and Medical Care: State Nursing Home Care	38 USC 641	F	IM*	1	50	VA	64.015
4. Veterans Hospital and Medical Care: State Hospital Care	38 USC 641	F	IM*	1	50	VA	64.016
705 Other Veterans Benefits and Services							
1. State Cemetery Grants	38 USC 1008	P		1	50	VA	64.203
751 Federal Law Enforcement Activities							
1. Fair Housing Assistance Program	42 USC 3608(d)	P		2	100	HUD	14.401
2. Fair Housing Initiatives Program (FHIP) Administrative Enforcement Initiative	42 USC 3616	P		3	100	HUD	14.408
3. Fair Housing Initiatives Program (FHIP) Education and Outreach Initiative	PL 100-242, Sec. 561(a)(2)	P		4	100	HUD	14.409
4. Fair Housing Initiatives Program (FHIP) Fair Housing Organization Initiative	PL 100-242, Sec. 561(a)(i)	P		4	100	HUD	14.413
752 Federal Litigation and Judicial Activities							
1. Americans with Disabilities Act Technical Assistance Program	42 USC 12206	P		4	100	DOJ	16.108
754 Criminal Justice Assistance							
1. Juvenile Justice and Delinquency Prevention: Allocation to States	42 USC 5631	F	A	2	50/100	DOJ	16.530
2. Juvenile Justice and Delinquency Prevention: Special Emphasis	42 USC 5634	P		4	50/100	DOJ	16.541
3. National Institute for Juvenile Justice and Delinquency Prevention	42 USC 5651	P		4	100	DOJ	16.542
4. Missing Children's Assistance	42 USC 5773(b)	P		4	100	DOJ	16.543
5. Missing Children's Assistance: Research, Demonstration	42 USC 5775	P		4	100	DOJ	16.543
6. Criminal Justice Statistics Development	42 USC 3732	P		1	100	DOJ	16.550
7. Justice Research, Development, and Evaluation	42 USC 3722	P		4	100	DOJ	16.560
8. Mariel Cubans	101 Stat 1329-14	P		1	100	DOJ	16.572
9. Criminal Justice Discretionary Grants	42 USC 3761	P		4	100	DOJ	16.574
10. Crime Victim Assistance	42 USC 10603	F	A	1	100	DOJ	16.575
11. Crime Victim Compensation	42 USC 10602	F	M	1	100	DOJ	16.576
12. Emergency Federal Law Enforcement Assistance	42 USC 10501	P		1	100	DOJ	16.577
13. Drug Control and System Improvement: Formula Grant	42 USC 3712 et seq	F/P	A	2	75/50	DOJ	16.579
14. Drug Control and System Improvement: Project Grant	42 USC 3796p	P		4	100	DOJ	16.580
15. Drug Law Enforcement Program: Prison Capacity	42 USC 3796i(4)	P		4	100	DOJ	16.581
16. Crime Victim Assistance/Discretionary Grants	42 USC 10603	P		4	100	DOJ	16.582
17. Corrections: (a) Training and Staff Development, (b) Research and Evaluation. (c) Technical Assistance, (d) Policy Formulation, and (e) Clearinghouse	18 USC 4351-53	P		4	100	DOJ	16.601 16.602 16.603
18. Children's Justice Grants to States	42 USC 5103	F	A	1	100	ACF	93.633
804 General Property and Records Management							
1. National Historical Publications and Records	44 USC 2504(a)	P		4	CS	NARA	89.003

Budget Subfunction and Title	U.S. Code or Public Law	Type	Formula Data Elements	Recipient	Federal Share	Adminis- tering Agency	CFDA Number
999 Multiple Functions							
1. Payments to States in Lieu of Real Estate Taxes	33 IJSC 701c-3	F	M	1	100	DOD	12.112
2. HOPE for Ownership of Single Family Homes: Planning	42 IJSC 12892	P		4	100	HUD	14.240
3. HOPE for Ownership of Single Family Homes: Implementation	42 USC 12893	P		4	67	HUD	14.240
4. Unemployment Insurance	42 USC 502	F	M*	1	100	DOL	17.225
5. Disabled Veterans Outreach Program	38 USC 2003A	F	AI	1	100	DOL	17.801
6. Local Veterans Employment Representative Program	38 USC 2004	F	HM	1	100	DOL	17.804
7. Homeless Veterans Reintegration Project	42 USC 11448	P		4	100	DOL	17.805
8. Air Pollution Control Research	42 USC 7403(b)	P		4	95	EPA	66.501
9. Air Pollution Control: Research Relating to Fuels and Vehicles	42 IJSC 7404(a)(2)	P		4	95	EPA	66.501
10. Pesticides Control Research	7 USC 136r(a)	P		4	95	EPA	66.502
11. Solid Waste Disposal: Research	42 USC 3253(b), 3253a	P		4	95	EPA	66.504
12. Water Pollution Control: Research, Development, and Demonstration	33 IJSC 1254(b)(3)	P		4	95	EPA	66.505
13. Water Pollution Control: Oil Pollution Control Studies	33 IJSC 1254(i)	P		4	95	EPA	66.505
14. Water Pollution Control: Storm Waters, Waste Treatment, and Water Purification Demonstration	33 USC 1255(a)	P		2	95	EPA	66.505
15. Water Pollution Control: River Basin Demonstration	33 USC 1255(b)	P		1	95	EPA	66.505
16. Water Pollution Control: Pollution from Sewage in Rural Areas	33 USC 1255(e)(2)	P		4	95	EPA	66.505
17. Water Pollution Control: Mine Water Pollution Control and Demonstrations	33 USC 1257	P		4	95	EPA	66.505
18. Safe Drinking Water Research and Demonstration	42 USC 300j-3(a)	P		4	67/75/95	EPA	66.506
19. Toxic Substances Research	15 USC 2609	P		4	95	EPA	66.507
20. Solid Waste Management Assistance	42 USC 6948	P		4	95	EPA	66.808
21. Weatherization Assistance for Low-Income Persons	42 USC 6863	F	AG	1	100	DOE	81.042
22. Hazardous Materials Training Program for Implementation of the Superfund Amendment and Reauthorization Act (SARA) of 1986	42 USC 11005	F/P	AFM	1	80	FEMA	83.011
23. Hazardous Material Exercise Assistance	PL 99-499	P		1	90	FEMA	83.012
24. Civil Defense: State and Local Emergency Management Assistance	50 USC APPX 2251	F	M M	1	50	FEMA	83.503
25. Hazard Mitigation Assistance	42 IJSC 5171	P		1	100	FEMA	83.519
26. Hurricane Preparedness	42 USC 5131	P		1	CS	FEMA	83.520
27. Earthquake Hazards Reduction	42 USC 7704(g)	P		1	75.50	FEMA	83.521
28. National Urban Search and Rescue Program	42 USC 7704	P		1	CS	FEMA	83.526
29. Emergency Management Institute: Field Training Program	42 USC 5121, 7714(g), 50 USC	P		1	CS	FEMA	83.528
30. State and Local Emergency Management Assistance: Other Assistance	App 2281(e), (g), (i) 50 USC APPX 2251 et seq	I		1	CS	FEMA	83.531
31. Facilities and Equipment	50 USC APPX 2251	F		1	50	FEMA	83.532

* Open-end reimbursement.

¹ Varies with type of airport and type of activity aided

Recent ACIR Publications

High Performance Public Works: A New Federal Infrastructure Investment Strategy for America SR-16, 1993	\$10.00
RTS 1991: State Revenue Capacity and Effort, M-187, 1993	\$20.00
State Laws Governing Local Government Structure and Administration, M-186, 1993	\$10.00
Significant Features of Fiscal Federalism, 1993 Edition, Volume II, M-185-II, 1993	\$22.50
Significant Features of Fiscal Federalism, 1993 Edition, Volume I, M-185, 1993	\$20.00
Federal Regulation of State and Local Governments: The Mixed Record of the 1980s, A-126, 1993	\$15.00
The Role of General Government Elected Officials in Criminal Justice, A-125, 1993	\$25.00
The National Guard: Defending the Nation and the States, A-124, 1993	\$15.00
Guide to the Criminal Justice System for General Government Elected Officials, M-184, 1993	\$8.00
State Solvency Regulation of Property-Casualty and Life Insurance Companies, A-123, 1992	\$20.00
Intergovernmental Decisionmaking for Environment and Public Works, A-122, 1992	\$10.00
Federal Statutory Preemption of State and Local Authority: History, Inventory, and Issues, A-121, 1992 ...	\$10.00
Toward a Federal Infrastructure Strategy: Issues and Options, A-120, 1992	\$8.00
Medicaid: Intergovernmental Trends and Options, A-119, 1992	\$10.00
Local Boundary Commissions: Status and Roles in Forming, Adjusting and Dissolving Local Government Boundaries, M-183, 1992	\$8.00
Characteristics of Federal Grant-in-Aid Programs to State and Local Governments: Grants Funded FY 1991, M-182, 1992	\$10.00
Metropolitan Organization: The Allegheny County Case, M-181, 1992	\$10.00
State Taxation of Interstate Mail Order Sales, M-179, 1992	\$10.00
The Changing Public Sector: Shifts in Governmental Spending and Employment, M-178, 1991	\$15.00
Coordinating Water Resources in the Federal System: The Groundwater-Surface Water Connection, A-118, 1991	\$15.00
Interjurisdictional Tax and Policy Competition: Good or Bad for the Federal System? M-177, 1991	\$10.00
State-Local Relations Organizations: The ACIR Counterparts, A-117, 1991	\$10.00
The Structure of State Aid to Elementary and Secondary Education, M-175, 1990	\$10.00
Representative Expenditures: Addressing the Neglected Dimension of Fiscal Capacity, M-174, 1990	\$20.00
Mandates: Cases in State-Local Relations, M-173, 1990	\$10.00
State Constitutional Law: Cases and Materials, M-159S, 1990	\$30.00
Intergovernmental Regulation of Telecommunications, A-115, 1990	\$10.00
Local Revenue Diversification:	
Rural Economies, SR-13, 1990	\$8.00
Local Sales Taxes, SR-12, 1989	\$8.00
Local Income Taxes, SR-10, 1988	\$5.00
User Charges, SR-6, 1987	\$5.00
State Taxation of Banks: Issues and Options, M-168, 1989	\$10.00
State Regulation of Banks in an Era of Deregulation, A-110, 1988	\$10.00
State Constitutions in the Federal System: Selected Issues and Opportunities for State Initiatives, A-113, 1989	\$15.00
Residential Community Associations:	
Private Governments in the Intergovernmental System? A-112, 1989	\$10.00
Questions and Answers for Public Officials, M-166, 1989	\$5.00
Disability Rights Mandates: Federal and State Compliance with Employment Protections and Architectural Barrier Removal, A-111, 1989	\$10.00
Assisting the Homeless: State and Local Responses in an Era of Limited Resources, M-161, 1988	\$10.00
Devolving Selected Federal-Aid Highway Programs and Revenue Bases: A Critical Appraisal, A-108, 1987	\$10.00
The Organization of Local Public Economies, A-109, 1987	\$5.00

ACIR

The U.S. Advisory Commission on Intergovernmental Relations (ACIR) was created by the Congress in 1959 to monitor the operation of the American federal system and to recommend improvements. ACIR is an independent, bipartisan commission composed of 26 members—nine representing the federal government, 14 representing state and local government, and three representing the general public.

The President appoints 20 members—three private citizens and three federal executive officials directly, and four governors, three state legislators, four mayors, and three elected county officials from states nominated by the National Governors' Association, National Conference of State Legislatures, National League of Cities, U.S. Conference of Mayors, and National Association of Counties. The three Senators are chosen by the President of the Senate and the three Representatives by the Speaker of the House of Representatives. Each Commission member serves a two-year term and may be reappointed.

As a continuing body, the Commission addresses specific issues and problems the resolution of which would produce improved cooperation among federal, state, and local governments and more effective functioning of the federal system. In addition to examining important functional and policy relationships among the various governments, the Commission extensively studies critical governmental finance issues. One of the long-range efforts of the Commission has been to seek ways to improve federal, state, and local governmental practices and policies to achieve equitable allocation of resources, increased efficiency and equity, and better coordination and cooperation.

In selecting items for research, the Commission considers the relative importance and urgency of the problem, its manageability from the point of view of finances and staff available to ACIR, and the extent to which the Commission can make a fruitful contribution toward the solution of the problem.

After selecting intergovernmental issues for investigation, ACIR follows a multistep procedure that assures review and comment by representatives of all points of view, all affected governments, technical experts, and interested groups. The Commission then debates each issue and formulates its policy position.



UNT Libraries, Denton, TX 76203



1001234924